

ULTRA HIGH SPEED SAFETY STITCH SEWING MACHINE

SICHERHEITSSTICH-SCHNELLNAHMASCHINE

MACHINE A COUDRE A ULTRA-VITESSE, A POINTS DE COUTURE ET SURJETS

MAQUINA PARA COSTURA DE SEGURIDAD ULTRARRAPIDA

MA4-B661


PARTS BOOK

TEILEKATALOG


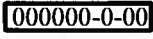

LIVRE DES PIECES

LIBRO DE REFERENCIA DE PIEZAS


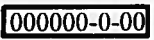

P661002





Notes for using this parts book

1. This book is applicable to sewing machines which have the same plate number as shown on the cover of this book (or correction sheet).
2. If the symbol  or  is in the "Parts No." column or the "Assembly No." column, please refer to the different parts list (page 23).
3. The symbol  in the "Parts No." column indicates that the Parts is not available for supply. If, however, there is a number in the "Assembly No." column, the parts can be ordered as an assembly. Please, therefore, order by using the assembly number.
4. If the * symbol is found before the Parts No., order this parts together with its paired parts.
5. This book was prepared based on information available in April, 1983.
6. Parts are subject to changes in design without prior notice.



Anmerkungen zum Gebrauch dieses Stücklistebuches

1. Dieses Buch bezieht sich auf die Nähmaschinen mit derselben Kennungsnummer wie auf diesem Buchumschlag (oder auf dem Korrekturblatt).
2. Wenn in der stücknummer oder Gerätesatznummer Spalte des Zeichen  der  steht, schlagen Sie bitte bei der gesonderte Stückliste (Seite 23) nach.
3. Dieses Zeichen  in der Spalte "Teilnummer" bedeutet, daß dieser Teil nicht lieferbar ist. Wenn jedoch in der Spalte "Gerätesatznummer" eine Nummer steht, kann dieser Teil als ein Geräteteilsatz bestellt werden. Bestellen Sie daher bitte mit dieser Gerätesatznummer.
4. Bei diesem Zeichen * vor der Teilnummer bestellen Sie bitte diesen Teil Paarweise, zusammen mit seinem Gegenstück.
5. Dieses Buch basiert auf den Informationen vom April 1983.
6. Modelländerungen sind vorbehalten.

Notes sur l'utilisation de ce manuel de pièces détachées

1. Ce manuel est destiné aux machines à coudre ayant le même numéro de plaque montré sur la couverture de ce manuel (ou sur la feuille de corrections).
2. Si le symbole  ou **000000-0-00** est présent dans la colonne "No. de pièce" ou dans la colonne "No. de ensemble", se référer à la liste de pièces annexe (page 23).
3. Le symbole  dans la colonne "N° de pièce" signifie que la pièce ne peut être fournie. Si, dans la colonne "N° jeu de pces", il y a un numéro de nomenclature, la pièce peut être commandée comme faisant partie d'un jeu de pièces. Donc, pour toute commande, veuillez spécifier le n° du jeu de pièces.
4. Si, devant le n° de pièce, il y a le symbole *, veuillez commander cette pièce avec sa pièce appariée.
5. Ce manuel a été fait d'après les renseignements valables au mois de Avril 1983.
6. Les pièces peuvent être sujettes à des modifications sans préavis.

Notas para usar este Libro de Piezas

1. Este libro sirve para todas las máquinas de coser que llevan la misma placa de identificación que la que se puede ver en la tapa de este libro (o en la hoja de erratas).
2. De haber un símbolo  o el **000000-0-00** en la columna del "Número de Pieza" o en la del "Número de Juego", habrá que ver la lista de piezas separada (página 23).
3. El símbolo , que se encuentra en la columna del "Número de Pieza", quiere decir que no se dispone de dicha pieza sola. Cuando, empero, hay un número en la columna del "Número de Juego", se podrá ordenar la pieza con todo el juego. Por lo tanto, será mejor hacer el pedido recurriendo al número del juego respectivo.
4. Si antes del número de una pieza, se encuentra el símbolo *, habrá que ordenar dicha pieza junto con la otra con la que va la misma.
5. Este libro ha sido compilado basándose en los datos de que se disponía en Abril de 1983.
6. Las piezas quedan sujetas a cambios de diseño sin aviso previo.

CONTENTS

A. Machine body (1)	1
A. Machine body (2)	2
B. Crank shaft mechanism	3
C. Needle bar mechanism	4
D. Needle cooler	5
E. Presser foot mechanism (1)	6
E. Presser foot mechanism (2)	7
E. Presser foot mechanism (3)	8
F. Feed mechanism (1)	9
F. Feed mechanism (2)	10
G. Knife mechanism	11
H. Over looper mechanism	12
J. Under looper mechanism	13
K. Double chain stitch looper mechanism	14
L. Lubrication (1)	15
L. Lubrication (2)	16
M. Thread tension	17
N. Ruffler Attachment (1)	18
N. Ruffler Attachment (2)	19
N. Ruffler Attachment (3)	20
P. Binding Parts	20
Z. Accessories (1)	21
Z. Accessories (2)	22
DIFFERENT PARTS LIST	23
INDEX	30

INDICA

A. Maschinengehäuse (1)	1
A. Maschinengehäuse (2)	2
B. Kurbelwelle	3
C. Nadelstangenvorrichtung	4
D. Nadelkühlungsvorrichtung	5
E. Stoffdrückerfuß (1)	6
E. Stoffdrückerfuß (2)	7
E. Stoffdrückerfuß (3)	8
F. Transportvorrichtung (1)	9
F. Transportvorrichtung (2)	10
G. Messer	11
H. Oberen Greifer	12
J. Unterer Greifer	13
K. Doppelkettenstichgreifer	14
L. Schmierung (1)	15
L. Schmierung (2)	16
M. Faderspannung	17
N. Kräuselvorrichtung (1)	18
N. Kräuselvorrichtung (2)	19
N. Kräuselvorrichtung (3)	20
P. Teil zum Einfassen (1)	20
Z. Zubehör (1)	21
Z. Zubehör (2)	22
ZUBEHORLISTE	23
VERZEICHNIS	30

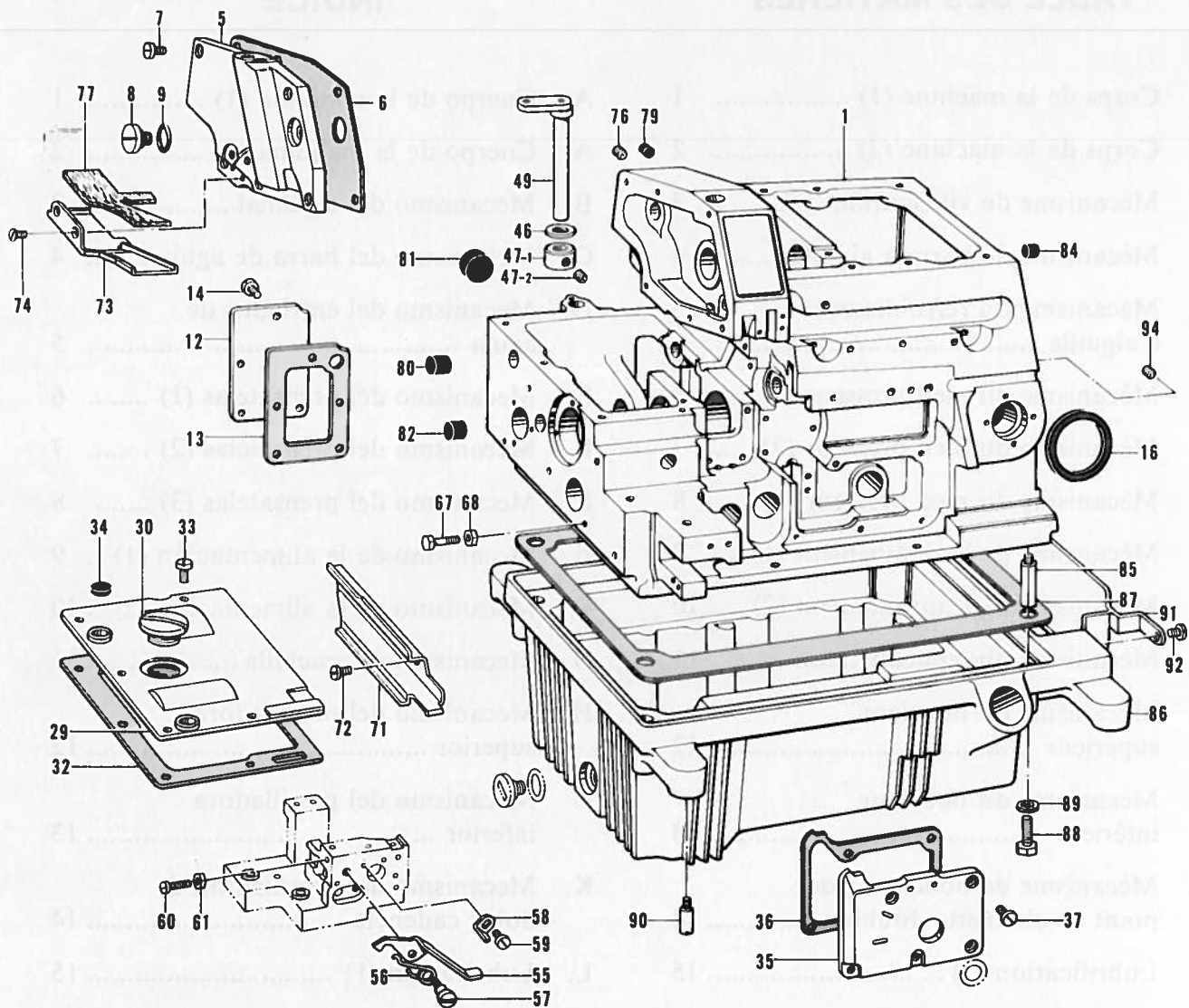
TABLE DES MATIERES

INDICE

A. Corps de la machine (1)	1
A. Corps de la machine (2)	2
B. Mécanisme de vilebrequin	3
C. Mécanisme de barre à aiguille	4
D. Mécanisme du refroidisseur d'aiguille	5
E. Mécanisme du pied presseur (1)	6
E. Mécanisme du pied presseur (2)	7
E. Mécanisme du pied presseur (3)	8
F. Mécanisme de l'entraînement (1)	9
F. Mécanisme de l'entraînement (2)	10
G. Mécanisme du couteau	11
H. Mécanisme du boucleur supérieur	12
J. Mécanisme du boucleur inférieur	13
K. Mécanisme de boucleur pour point de chaînette double	14
L. Lubrification (1)	15
L. Lubrification (2)	16
M. Tension du fil	17
N. Accessoire pour fronces (1)	18
N. Accessoire pour fronces (2)	19
N. Accessoire pour fronces (3)	20
P. Bordeur	20
Z. Accessoires (1)	21
Z. Accessoires (2)	22
LISTE DES PIECES ACCESSOIRES	23
INDEX	30

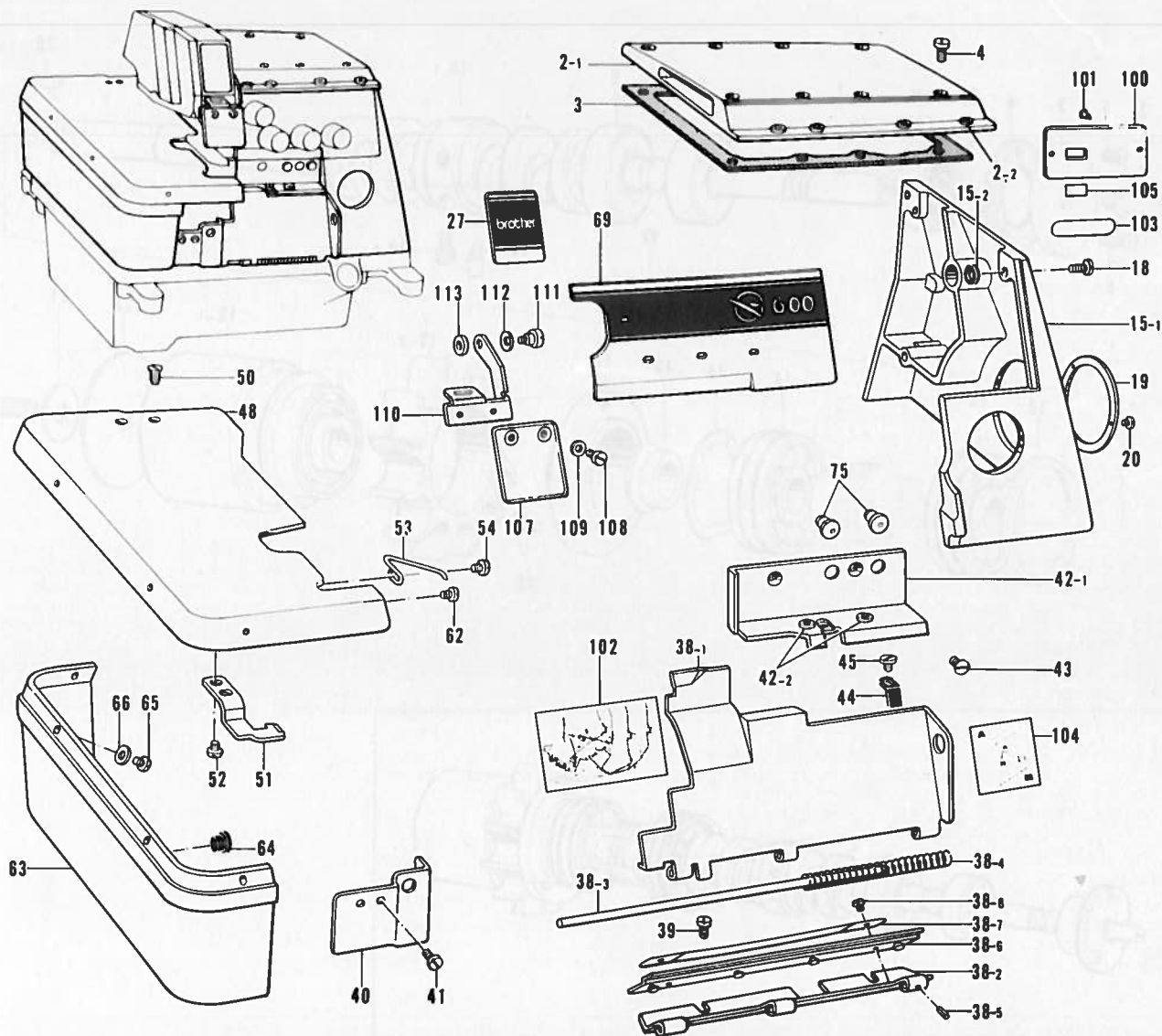
A. Cuerpo de la máquina (1)	1
A. Cuerpo de la máquina (2)	2
B. Mecanismo del cigüeñal	3
C. Mecanismo del barra de aguja	4
D. Mecanismo del enfriador de aguja	5
E. Mecanismo del prensatelas (1)	6
E. Mecanismo del prensatelas (2)	7
E. Mecanismo del prensatelas (3)	8
F. Mecanismo de la alimentación (1) ..	9
F. Mecanismo de la alimentación (2) ..	10
G. Mecanismo del cuchilla	11
H. Mecanismo del presilladora superior	12
J. Mecanismo del presilladora inferior	13
K. Mecanismo del presilladora de doble cadeneta	14
L. Lubricación (1)	15
L. Lubricación (2)	16
M. Tension del hilo	17
N. Accesorio de fruncido (1)	18
N. Accesorio de fruncido (2)	19
N. Accesorio de fruncido (3)	20
P. Piezas de ribetear	20
Z. Accesorios (1)	21
Z. Accesorios (2)	22
LISTA DE PIEZAS ACCESORIAS	23
INDICE	30

A. Machine body (1) / Maschinengehäuse (1)
 Corps de la machine (1) / Cuerpo de la máquina (1)



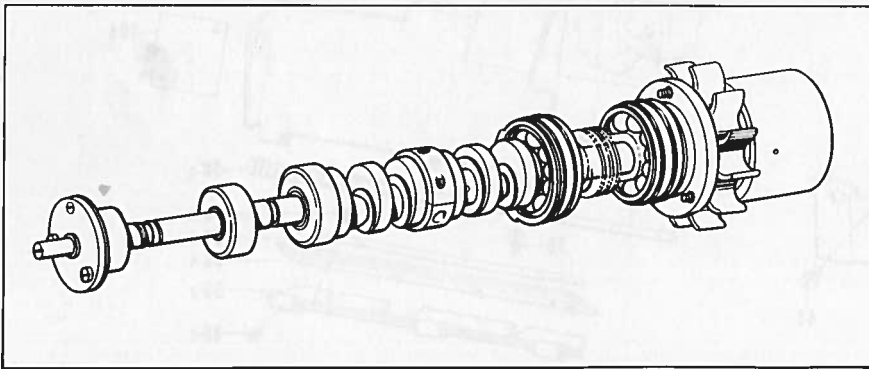
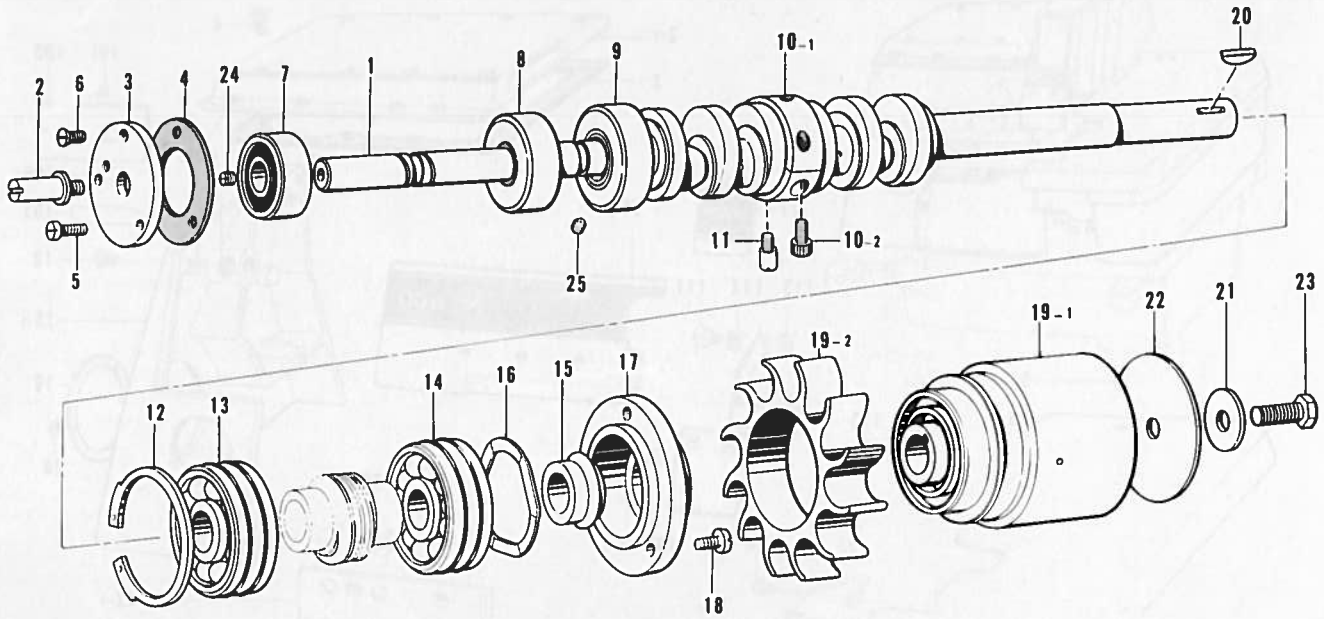
Ref. No.	Name of Parts	Q'ty	Parts No.	Assembly No.	Ref. No.	Name of Parts	Q'ty	Parts No.	Assembly No.
1	Machine Body	1			58	Cloth Plate Lever Stopper	1	146454-0-01	
5	Cover for Needle Driving Mechanism	1	S00005-0-01		59	Screw 3.57 x 6	1	009670-6-12	
6	Packing	1	S00007-0-00		60	Screw 3.57 x 14	1	009671-4-12	
7	Screw 4.37 x 7	6	009680-7-12		61	Nut 3.57	1	021670-2-02	
8	Stud Screw 9.52	1	S00008-0-01		67	Bolt 4.37	2	154835-0-01	
9	Packing	1	109203-0-01		68	Nut 4.37	2	105234-0-03	
12	Cover for Feed Mechanism	1	154804-0-01		71	Cloth Guide (L)	1	154837-0-01	
13	Packing	1	154805-0-00		72	Screw 3.57 x 6	2	009670-6-12	
14	Screw 4.37	5	107407-0-03		73	Cloth Guide (S)	1	158716-0-01	
16	Rubber	1	S00010-0-00		74	Screw 3.57	2	108960-0-02	
29	Cover for Feed Mechanism	1	S00015-0-00		76	Screw 5.95	2	013760-6-12	
30	Oil Cap	1	S00016-0-01		77	Felt	1	158721-0-00	
32	Packing	1	154818-0-00		79	Oil Cap	1	142274-0-01	
33	Screw 4.37 x 7	5	009680-7-12		80	Oil Cap	1	146315-0-00	
34	Oil Cap	2	143766-0-01		81	Oil Cap	1	140066-0-01	
35	Inside Cover	1	154819-0-00		82	Oil Cap	1	140361-0-01	
36	Packing	1	154820-0-00		84	Oil Cap	1	146315-0-00	
37	Screw 3.57 x 8	5	009670-8-12		85	Machine Body Lc _g	4	148085-0-01	
46	Washer	1	141183-0-00		86	Oil Reservoir	1	S00019-0-01	
47- 1	Set Collar	1		A-47 Set Collar with Screw 181969-0-03	87	Packing	1	S00021-0-00	
47- 2	Screw 6.35	2	101706-0-01		88	Bolt 6.35 x 16	4	017771-6-01	
49	Cloth Plate Supporter	1	S00017-0-01		89	Washer	4	159476-0-00	
55	Cloth Plate Lever	1	154833-0-01		90	Set Pin for Cushion	4	140077-0-01	
56	Spring	1	146452-0-01		91	Wind Guide Plate	1	S00022-0-01	
57	Stud Screw 3.57	1	146453-0-01		92	Screw 3.57 x 6	2	009670-6-12	
					94	Screw 6.35	6	014780-6-22	

A. Machine body (2) / Maschinengehäuse (2)
 Corps de la machine (2) / Cuerpo de la máquina (2)



Ref. No.	Name of Parts	Q'ty	Parts No.	Assembly No.	Ref. No.	Name of Parts	Q'ty	Parts No.	Assembly No.
2-1	Top Cover	1		A-2 Top Cover Assembly S00002-0-01	45	Screw 3.57 x 4.5	1	123185-0-01	
2-2	Thread Bushing	1	146924-0-00		48	Cloth Plate	1	154830-0-01	
3	Packing	1	S00004-0-00		50	Screw 4.37	2	100032-0-03	
4	Screw 4.37 x 12	8	009681-2-12		51	Stopper for Cloth Plate	1	154832-0-01	
15-1	Belt Cover	1		A-15 Belt Cover Assembly S00284-0-01	52	Screw 3.57 x 5	2	001670-5-12	
15-2	Washer	4	155520-0-00		53	Spring	1	146450-0-01	
18	Screw 4.37 x 10	4	009681-0-12		54	Screw 3.57 x 5	1	001670-5-12	
19	Stitch Length Control Plate	1			62	Screw 3.57 x 5	1	007670-5-13	
20	Screw 2.38	3	105288-0-01		63	Cloth Plate Lower	1	154834-0-01	
27	Name Plate (S)	1	S00014-0-01		64	Oil Cap	2	104450-0-01	
38-1	Front Cover	1		A-38 Front Cover Assembly	65	Screw 3.57 x 6	4	001670-6-12	
38-2	Front Cover Hinge	1	154854-0-01		66	Washer 3.5	4	025350-3-32	
38-3	Front Cover Hinge Pin	1	154855-0-00		69	Emblem Plate (L)	1	S00018-0-01	
38-4	Spring	1	146442-0-01		75	Oil Hole Bolt for Oil Gauge	2	143196-0-01	
38-5	Pin 1.4 x 6	1	047140-6-42		100	Model Plate 661	1		
38-6	Hinge Cover	1	154856-0-00		101	Pin	2		
38-7	Hinge Cover Presser Plate	1	152194-0-01		102	Threading Diagram	1		
38-8	Screw 3.57 x 4	2	009670-4-12		103	Parts Book Number Plate	1		
39	Screw 4.37 x 5	2	009680-5-12		104	Looper Threading Label	1	155340-0-01	
40	Front Cover Guide	1	154822-0-01		105	Label	1		
41	Screw 3.57 x 6	2	009670-6-12		107	Eye Guard	1		
42-1	Supporter for Front Cover	1		A-42 Supporter for Front Cover Assembly	108	Screw 3.18 x 5	2	009660-5-12	
42-2	Thread Bushing	2	146924-0-00		109	Washer 3	2	025030-1-32	
43	Screw 4.37	2	117160-0-01		110	Supporter Plate	1	S00076-0-01	
44	Stopper Spring for Front Cover	1	154829-0-01		111	Screw 4.37	1	146597-1-01	
					112	Spring Washer	1	146598-0-01	
					113	Spacer	1	S00077-0-00	

B. Crank shaft mechanism / Kurbelwelle
Mécanisme de vilebrequin / Mecanismo de cigüeñal



Ref. No.	Name of Parts	Q'ty	Parts No.	Assembly No.	Ref. No.	Name of Parts	Q'ty	Parts No.	Assembly No.
1	Crank Shaft	1	※		13	Bearing 6302	1	154877-0-01	
2	Shaft	1	154866-0-01		14	Bearing 6302Z	1	154878-0-01	
3	Bearing Cap	1	154867-0-01		15	Oil Rejector	1	154879-0-00	
4	Packing	1	154869-0-00		16	Spring	1	154880-0-01	
5	Screw 3.57 x 8	2	009670-8-12		17	Bearing Presser	1	154881-0-00	
6	Screw 3.57	1	102538-0-02		18	Screw 4.37 x 10	3	009681-0-12	
7	Bearing 6001Z	1	S00285-0-00		19- 1	Pulley	1		B-19 Pulley Assembly S00034-0-01
8	Crank Shaft Bushing (L) Assembly	1	S00287-0-00		19- 2	Fan	1		
9	Crank Shaft Bushing (M) Assembly	1	S00290-0-00		20	Key	1	154885-0-01	
10- 1	Crank Shaft Bushing	1		B-10 Crank Shaft Bushing Assembly S00297-0-01	21	Washer	1	154886-0-01	
10- 2	Screw 4.37 x 14	2	148425-0-01		22	Pulley Cover	1	154887-0-01	
11	Screw 4.37	1	154875-0-01		23	Bolt 6.35 x 14	1	017771-4-12	
12	Stop Ring	1	154876-0-01		24	Screw 4.76	1	013719-4-12	
					25	Screw 3.57	1	148294-0-01	

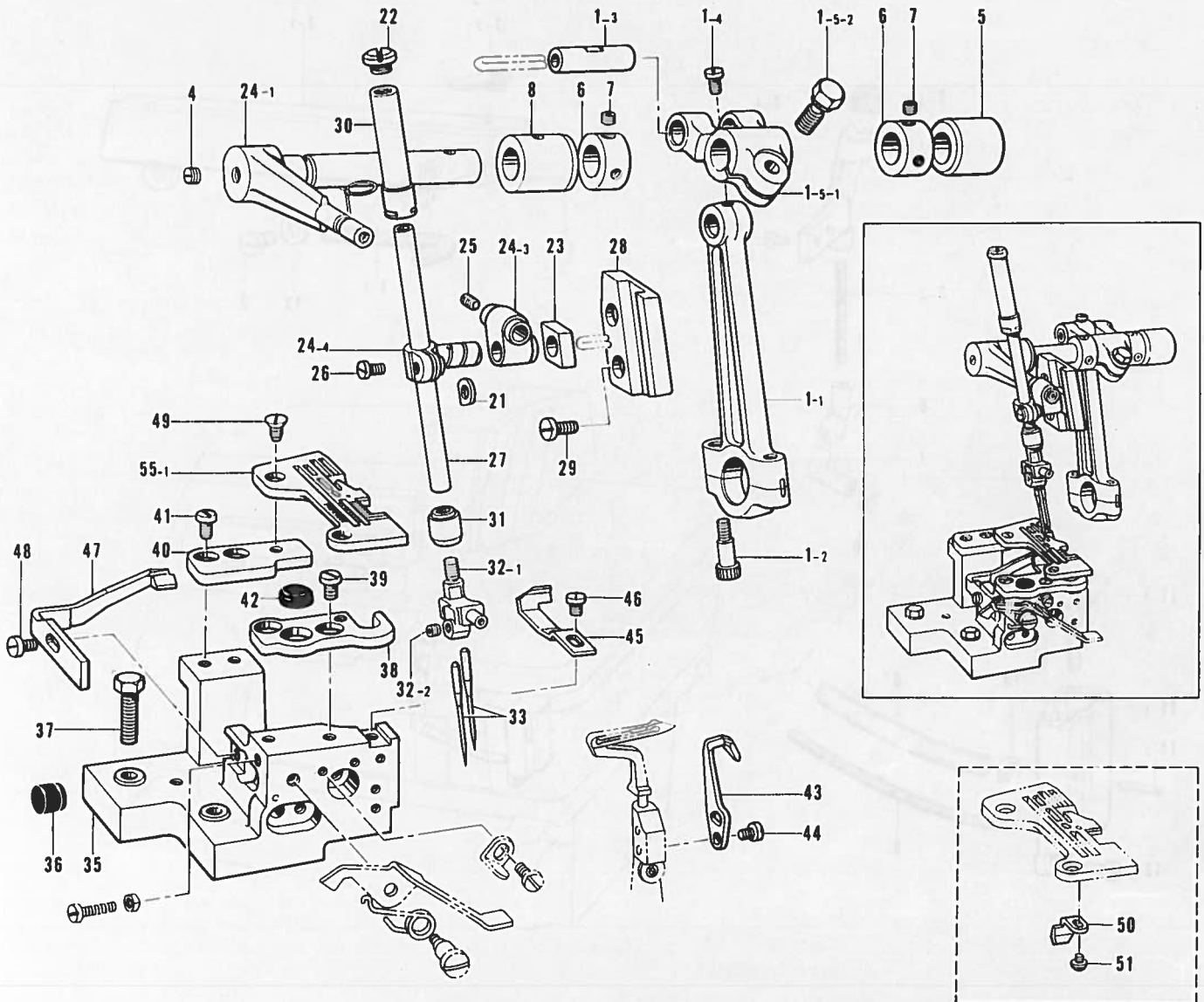
※ Please Crank Shaft Assembly (B-1, C-1, G-1, H-1, J-1) is refer to the different parts list (page 23).

※ Für die Kurbelwelle (B-1, C-1, G-1, H-1, J-1) wird auf die Zubehörlist auf Seite 23 verwiesen.

※ Sur le montage du vilebrequin (B-1, C-1, G-1, H-1, J-1), voyez la liste des pièces accessoires (page 23).

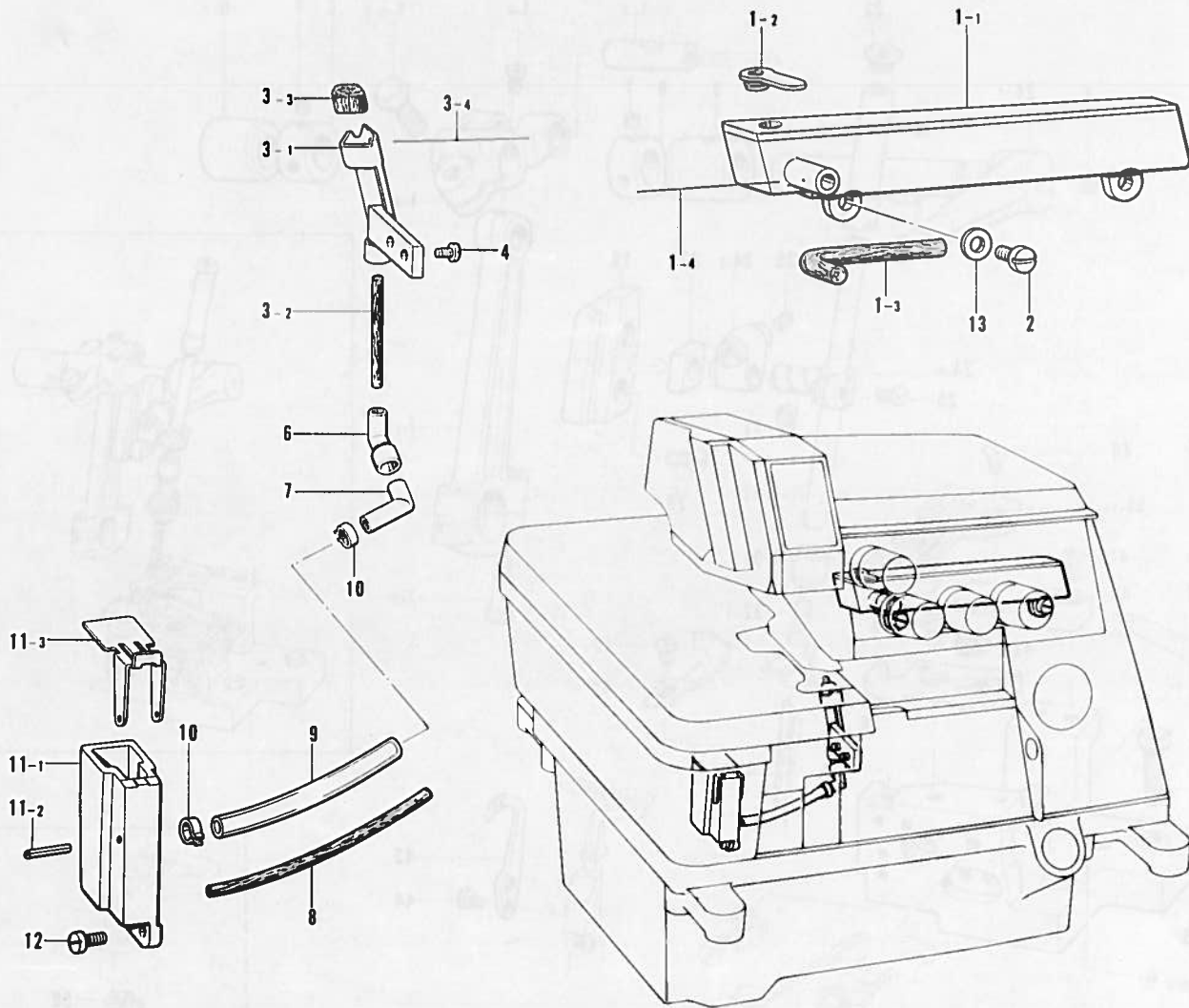
※ Para el conjunto del cigüeñal (B-1, C-1, G-1, H-1, J-1) consultar la lista de piezas accesorias (página 23).

C. Needle bar mechanism / Nadelstangenvorrichtung
 Mécanisme de barre à aiguille et releveur de fil / Mecanismo de barra de aguja y tirahilos



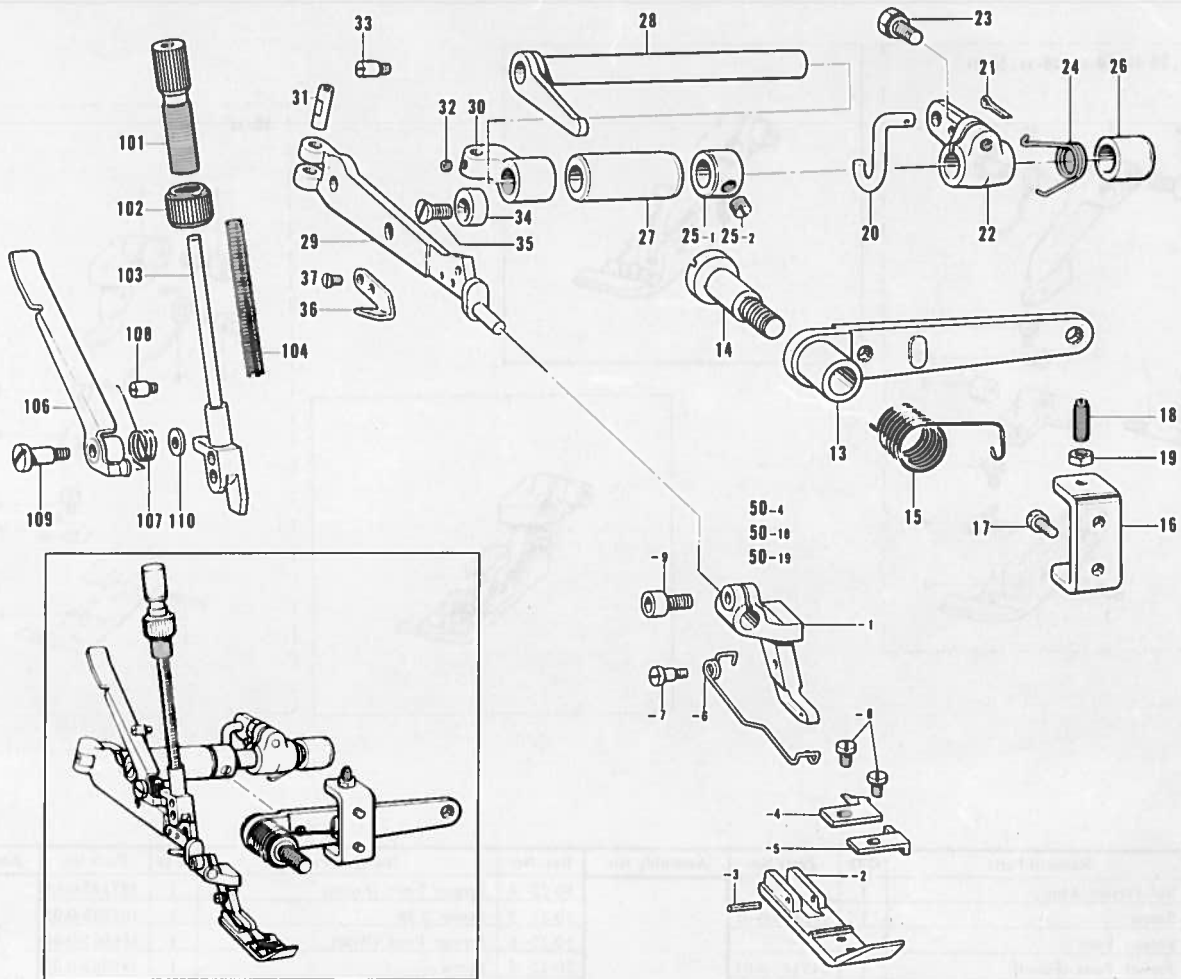
Ref. No.	Name of Parts	Q'ty	Parts No.	Assembly No.	Ref. No.	Name of Parts	Q'ty	Parts No.	Assembly No.
1- 1	Needle Arm Driving Crank Rod	1		C-1	30	Needle Bar Bushing (U)	1	S00048-0-01	
1- 2	Screw 4.37 x 14	2	148425-0-01	Needle Arm Driving Crank Rod Assembly S00037-0-01	31	Needle Bar Bushing (D)	1	S00389-0-00	
1- 3	Pin	1			32- 1	Needle Clamp	1		C-32 Needle Clamp Assembly
1- 4	Screw 4.37	1	100366-0-01	32- 2	Screw 3.18	2	146427-0-01		
1- 5-1	Needle Bar Crank Shaft Arm	1		C-1-5 Needle Bar Crank Shaft Arm Assembly S00038-0-01	33	Needle DC x 27	2		
1- 5-2	Bolt 6.35 x 16	1	149170-0-01		35	Needle Plate Support Bracket	1	154922-0-01	
4	Screw 5.95	1	100260-0-01	36	Spring Guard	1	154923-0-01		
5	Bushing (Right)	1	S00041-0-00	37	Bolt 6.35 x 25	2	017782-5-12		
6	Set Collar	2	140092-0-01	38	Needle Plate Supporter (F)	1	146494-0-01		
7	Screw 4.37	4	014680-4-22	39	Screw 4.37 x 5	2	001680-5-12		
8	Bushing (Left)	1	S00042-0-00	40	Needle Plate Supporter (B)	1	146495-0-01		
21	Spacer	1	154901-0-01	41	Screw 4.37 x 5	2	001680-5-12		
22	Screw 8.73	1	S00049-0-01	42	Cloth Plate Cushion (B)	1	111486-0-01		
23	Needle Bar Guide Slide Block	1	159638-0-01	43	Movable Needle Guard	1	158433-0-01		
24- 1	Needle Arm	1		44	Screw 3.57 x 8	2	009670-8-12		
24- 3	Needle Bar Connector	1		C-24 Needle Bar Clamp Assembly S00043-0-01	45	Chain Stitch Needle Guard (F)	1	146496-2-01	
24- 4	Needle Bar Clamp	1			46	Screw 3.57 x 6	1	009670-6-12	
25	Screw 3.18	1	013660-4-12	47	Chain Stitch Needle Guide (B)	1	146497-1-01		
26	Screw 3.57 x 8	1	009670-8-12	48	Screw 4.37 x 7	1	009680-7-12		
27	Needle Bar	1	S00046-0-01	49	Screw 4.37	2	100032-0-03		
28	Needle Bar Guide	1	S00047-0-01	50	Needle Guide F	1	159757-0-01		
29	Screw 4.37 x 7	2	009680-7-12	51	Screw 2.38	1	100105-0-05		
					55	Needle Plate	1		

D. Needle cooler / Nadelkühlungsvorrichtung
 Mécanisme de refroidisseur d'aiguille / Mecanismo de enfriador de aguja



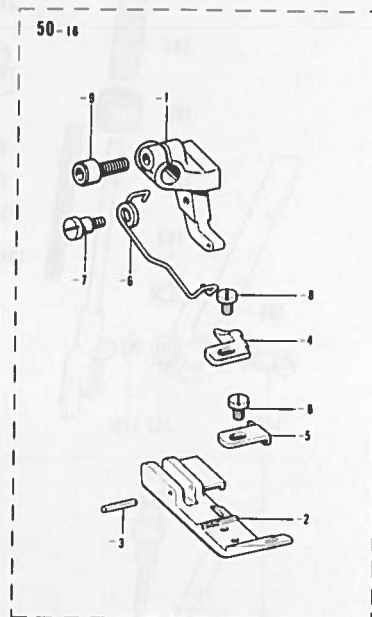

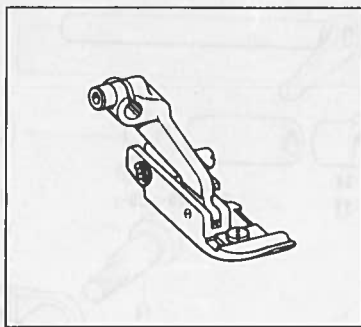
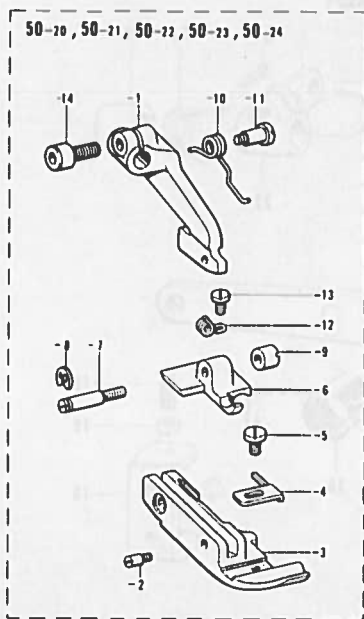
Ref. No.	Name of Parts	Q'ty	Parts No.	Assembly No.	Ref. No.	Name of Parts	Q'ty	Parts No.	Assembly No.
1- 1	Needle Thread Cooler Tank	1		D-1 Needle Thread Cooler Assembly 154924-0-01	6	Pipe Joint (A)	1	154939-0-00	
1- 2	Needle Thread Cooler Tank Cover	1	154928-0-00		7	Pipe Joint (B)	1	154940-0-00	
1- 3	Felt	1	154929-0-00		8	Felt	1	154941-0-00	
1- 4	Steel Wire	1	147738-0-00		9	Vinyl Tube	1	155283-0-00	
2	Screw 4.37 x 7	2	009680-7-12	D-3 Felt Holder Assembly 154935-0-01	10	Stop Ring	2	147942-0-01	
3- 1	Felt Supporter	1	154936-0-00		11- 1	Needle Cooler	1		D-11 Needle Cooler Assembly 154943-0-01
3- 2	Felt	1	154932-0-00		11- 2	Pin AW2	1	047201-6-40	
3- 3	Felt (S)	1	151475-0-00		11- 3	Needle Cooler Tank Cover	1	154945-0-01	
3- 4	Steel Wire	1	147738-0-00	12	Screw 3.57 x 10	2	009671-0-12		
4	Screw 3.57	2	100257-0-10	13	Washer	2	110735-0-02		

E. Presser foot mechanism (I) / Stoffdrückerfuß (I)
 Mécanisme de pied presseur (I) / Mecanismo de prensatelas (I)



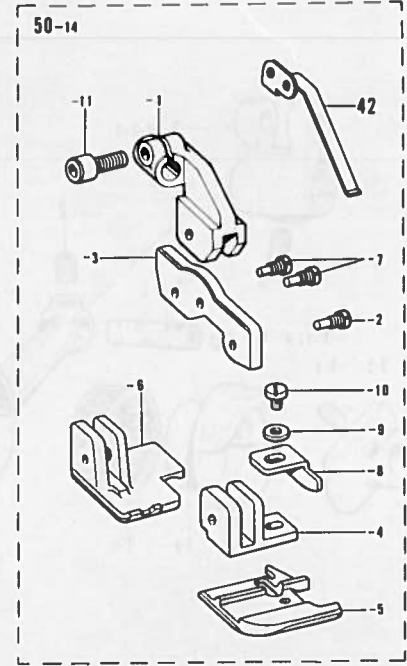
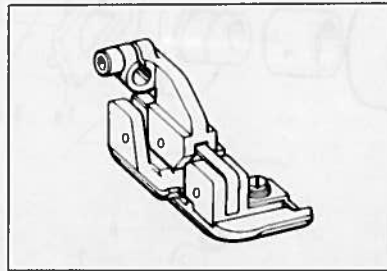
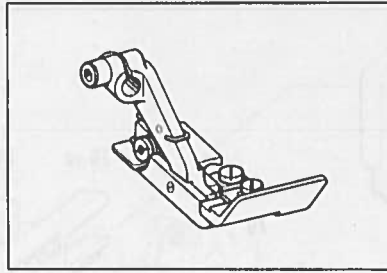
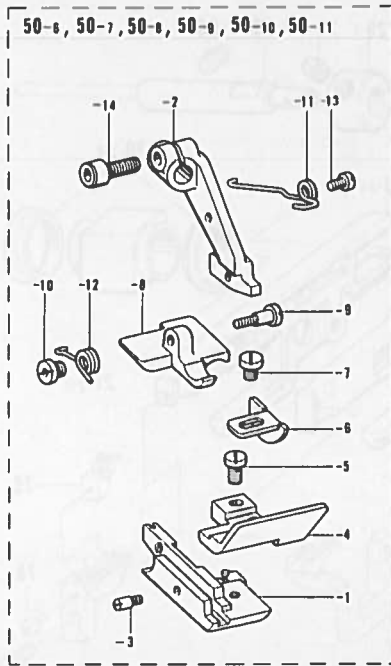
Ref. No.	Name of Parts	Q'ty	Parts No.	Assembly No.	Ref. No.	Name of Parts	Q'ty	Parts No.	Assembly No.
13	Presser Foot Lifter Lever	1	143323-1-03		50-4-6	Spring 3C	1	142246-0-01	E-50-4 Presser Foot Assembly 155106-0-01 (2 mm)
14	Stud Screw 7.94	1	148372-0-01		50-4-7	Stud Screw	1	142247-0-01	
15	Spring	1	143325-0-01		50-4-8	Screw 2.38 x 3.5	2	009639-3-12	E-50-18 Presser Foot Assembly 155123-0-01 (7 mm -3, -5)
16	Adjuster Plate	1	146522-0-01		50-4-9	Bolt 3.57 x 8	1	154965-0-01	
17	Screw 4.37 x 7	2	009680-7-12		50-18-1	Sub-Presser Arm 3C	1		E-50-19 Presser Foot Assembly 155124-0-01 (7 mm -7)
18	Screw 4.76	2	153483-0-01		50-18-2	Presser Foot 7C	1		
19	Nut 4.76	2	110161-0-06		50-18-3	Pin	1	142243-0-00	E-50-4 Presser Foot Assembly 155106-0-01 (2 mm)
20	Presser Foot Lifter Link	1	154955-0-01		50-18-4	Stitch Tongue 3C	1	142244-0-01	
21	Pin	1	110793-0-01		50-18-5	Presser Foot (Front) 3C	1	142245-0-01	E-50-18 Presser Foot Assembly 155123-0-01 (7 mm -3, -5)
22	Presser Foot Lifter Inside Lever	1	154956-0-01		50-18-6	Spring 7C	1	151466-0-01	
23	Bolt 6.35 x 16	1	149170-0-01		50-18-7	Stud Screw	1	142247-0-01	E-50-19 Presser Foot Assembly 155124-0-01 (7 mm -7)
24	Spring	1	154957-0-01		50-18-8	Screw 2.38 x 3.5	2	009639-3-12	
25- 1	Set Collar	1		E-25 Set Collar with Screw 181969-0-03	50-18-9	Bolt	1	154965-0-01	E-50-4 Presser Foot Assembly 155106-0-01 (2 mm)
25- 2	Screw 6.35	2	101706-0-01		50-19-1	Sub-Presser Arm 3C	1		
26	Bushing (Right)	1	140262-0-00		50-19-2	Presser Foot 7C	1		E-50-19 Presser Foot Assembly 155124-0-01 (7 mm -7)
27	Bushing (Left)	1	154958-0-00		50-19-3	Pin	1	142243-0-00	
28	Presser Arm Shaft	1	154959-0-01		50-19-4	Stitch Tongue 7C	1	151464-0-01	E-50-4 Presser Foot Assembly 155106-0-01 (2 mm)
29	Main Presser Arm	1	154960-0-01		50-19-5	Presser Foot (Front)	1	151465-0-01	
30	Presser Arm Supporter	1	154961-0-01		50-19-6	Spring 7C	1	151466-0-01	E-50-19 Presser Foot Assembly 155124-0-01 (7 mm -7)
31	Pin for Presser Arm Shaft	1	154962-0-01		50-19-7	Stud Screw	1	142247-0-01	
32	Screw 4.37	1	153675-0-01		50-19-8	Screw 2.38 x 3.5	2	009639-3-12	E-50-4 Presser Foot Assembly 155106-0-01 (2 mm)
33	Screw 4.37	2	154875-0-01		50-19-9	Bolt 3.57 x 8	1	154965-0-01	
34	Presser Arm Stopper	1	144088-0-01		101	Screw	1	S00050-0-01	E-50-4 Presser Foot Assembly 155106-0-01 (2 mm)
35	Screw 4.76	1	107231-0-02		102	Nut	1	S00051-0-01	
36	Trimming Knife	1	148259-0-01		103	Presser Bar	1	S00052-0-01	E-50-4 Presser Foot Assembly 155106-0-01 (2 mm)
37	Screw 3.18	2	141542-0-01		104	Spring	1		
50- 4-1	Sub-Presser Arm 3C	1		E-50-4 Presser Foot Assembly 155106-0-01 (2 mm)	106	Presser Bar Lifter	1	S00053-0-01	E-50-4 Presser Foot Assembly 155106-0-01 (2 mm)
50- 4-2	Presser Foot 2C	1			107	Spring	1	S00054-0-01	
50- 4-3	Pin	1	142243-0-00		108	Spring Hook	1	S00055-0-01	E-50-4 Presser Foot Assembly 155106-0-01 (2 mm)
50- 4-4	Stitch Tongue 3C	1	142244-0-01		109	Stud Screw 4.76	1	141598-0-01	
50- 4-5	Chip Guard 3C	1	142245-0-01		110	Washer	1	146354-0-01	

E. Presser foot mechanism (2) / Stoffdrückerfuß (2)
 Mécanisme de pied presseur (2) / Mecanismo de prensatelas (2)



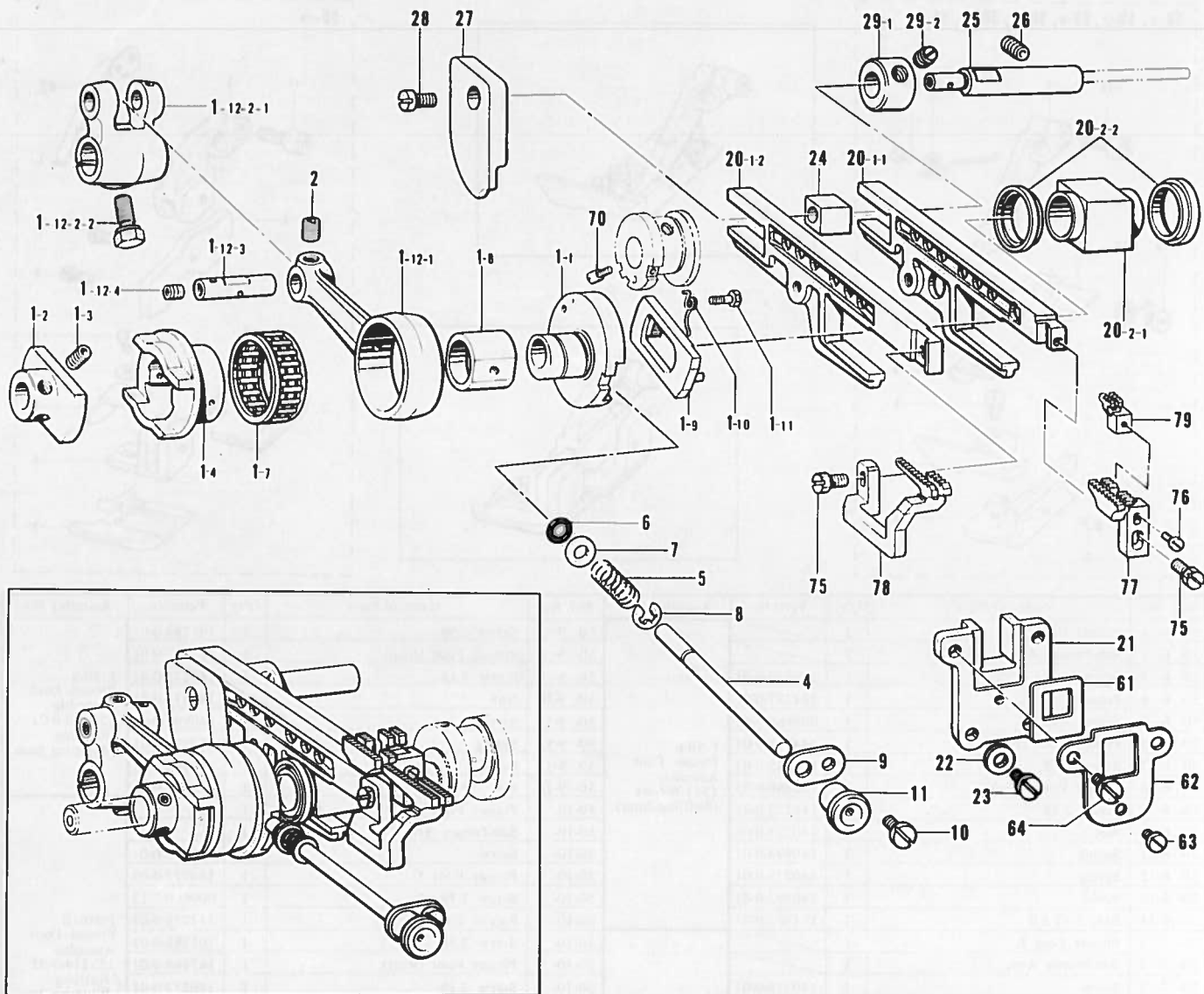
Ref. No.	Name of Parts	Q'ty	Parts No.	Assembly No.	Ref. No.	Name of Parts	Q'ty	Parts No.	Assembly No.	
50-20- 1	Sub-Presser Arm	1		F-50-20 Presser Foot Assembly 156062-0-01 (3 mm)	50-22- 4	Presser Foot (Front)	1	145147-0-01	E-50-22 Presser Foot Assembly 156195-0-01 (Taping 3mm)	
50-20- 2	Screw	1	146865-0-01		50-22- 5	Screw 2.38	1	105288-0-01		
50-20- 3	Presser Foot	1			50-22- 6	Presser Foot (Rear)	1	156065-0-01		
50-20- 4	Presser Foot (Front)	1	145147-0-01		50-22- 7	Screw	1	149261-0-01		
50-20- 5	Screw 2.38	1	105288-0-01		50-22- 8	Stop Ring F2.5	1	048025-3-42		
50-20- 6	Presser Foot (Rear)	1	156065-0-01		50-22- 9	Nut 3.18	1	149262-0-01		
50-20- 7	Screw	1	149261-0-01		50-22-10	Spring	1	155102-0-01		
50-20- 8	Stop Ring E2.5	1	048025-3-42		50-22-11	Stud Screw 3.18	1	155103-0-01		
50-20- 9	Nut 3.18	1	149262-0-01		50-22-12	Spring	1	146870-0-01		
50-20-10	Spring	1	155102-0-01		50-22-13	Screw 2.38	1	122771-0-02		
50-20-11	Stud Screw 3.18	1	155103-0-01		50-22-14	Bolt 3.57 x 8	1	154965-0-01		
50-20-12	Spring	1	146870-0-01		50-23- 1	Sub-Presser Arm	1			E-50-23 Presser Foot Assembly 156069-0-01 (Taping 5mm)
50-20-13	Screw 2.38	1	122771-0-02		50-23- 2	Screw	1	140270-0-01		
50-20-14	Bolt 3.57 x 8	1	154965-0-01		50-23- 3	Presser Foot	1			
50-21- 1	Sub-Presser Arm	1		50-23- 4	Presser Foot (Front)	1	145147-0-01			
50-21- 2	Screw	1	140270-0-01	50-23- 5	Screw 2.38	1	105288-0-01			
50-21- 3	Presser Foot	1		50-23- 6	Presser Foot (Rear)	1	156069-0-01			
50-21- 4	Presser Foot (Front)	1	145147-0-01	50-23- 7	Screw	1	149266-0-01			
50-21- 5	Screw 2.38	1	105288-0-01	50-23- 8	Stop Ring F2.5	1	048025-3-42			
50-21- 6	Presser Foot (Rear)	1	156069-0-01	50-23- 9	Nut 3.18	1	149262-0-01			
50-21- 7	Screw	1	149266-0-01	50-23-10	Spring	1	155102-0-01			
50-21- 8	Stop Ring E2.5	1	048025-3-42	50-23-11	Stud Screw 3.18	1	155103-0-01			
50-21- 9	Nut 3.18	1	149262-0-01	50-23-12	Spring	1	146870-0-01			
50-21-10	Spring	1	155102-0-01	50-23-13	Screw 2.38	1	122771-0-02			
50-21-11	Stud Screw 3.18	1	155103-0-01	50-23-14	Bolt 3.57 x 8	1	154965-0-01			
50-21-12	Spring	1	146870-0-01	50-24- 1	Sub-Presser Arm	1		E-50-24 Presser Foot Assembly 156199-0-01 (Binding 3mm)		
50-21-13	Screw 2.38	1	122771-0-02	50-24- 2	Screw	1	146865-0-01			
50-21-14	Bolt 3.57 x 8	1	154965-0-01	50-24- 3	Presser Foot	1				
50-16- 1	Sub-Presser Arm 3C	1		50-24- 4	Presser Foot (Front)	1	147371-0-01			
50-16- 2	Presser Foot	1		50-24- 5	Screw 2.38	1	105288-0-01			
50-16- 3	Pin	1	142243-0-00	50-24- 6	Presser Foot (Rear)	1	156065-0-01			
50-16- 4	Stitch Tongue	1	142244-0-01	50-24- 7	Screw	1	149261-0-01			
50-16- 5	Presser Foot (Front) 3C	1	142245-0-01	50-24- 8	Stop Ring F2.5	1	048025-3-42			
50-16- 6	Spring 3C	1	142246-0-01	50-24- 9	Nut 3.18	1	149262-0-01			
50-16- 7	Stud Screw	1	142247-0-01	50-24-10	Spring	1	155102-0-01			
50-16- 8	Screw 2.38 x 3.5	2	009639-3-12	50-24-11	Stud Screw 3.18	1	155103-0-01			
50-16- 9	Bolt 3.57 x 8	1	154965-0-01	20-24-12	Spring	1	146870-0-01			
50-22- 1	Sub-Presser Arm	1		50-24-13	Screw 2.38	1	122771-0-02			
50-22- 2	Screw	1	146865-0-01	50-24-14	Bolt 3.57 x 8	1	154965-0-01			
50-22- 3	Presser Foot	1								

E. Presser foot mechanism (3) / Stoffdrückerfuß (3)
 Mécanisme de pied presseur (3) / Mecanismo de prensatelas (3)



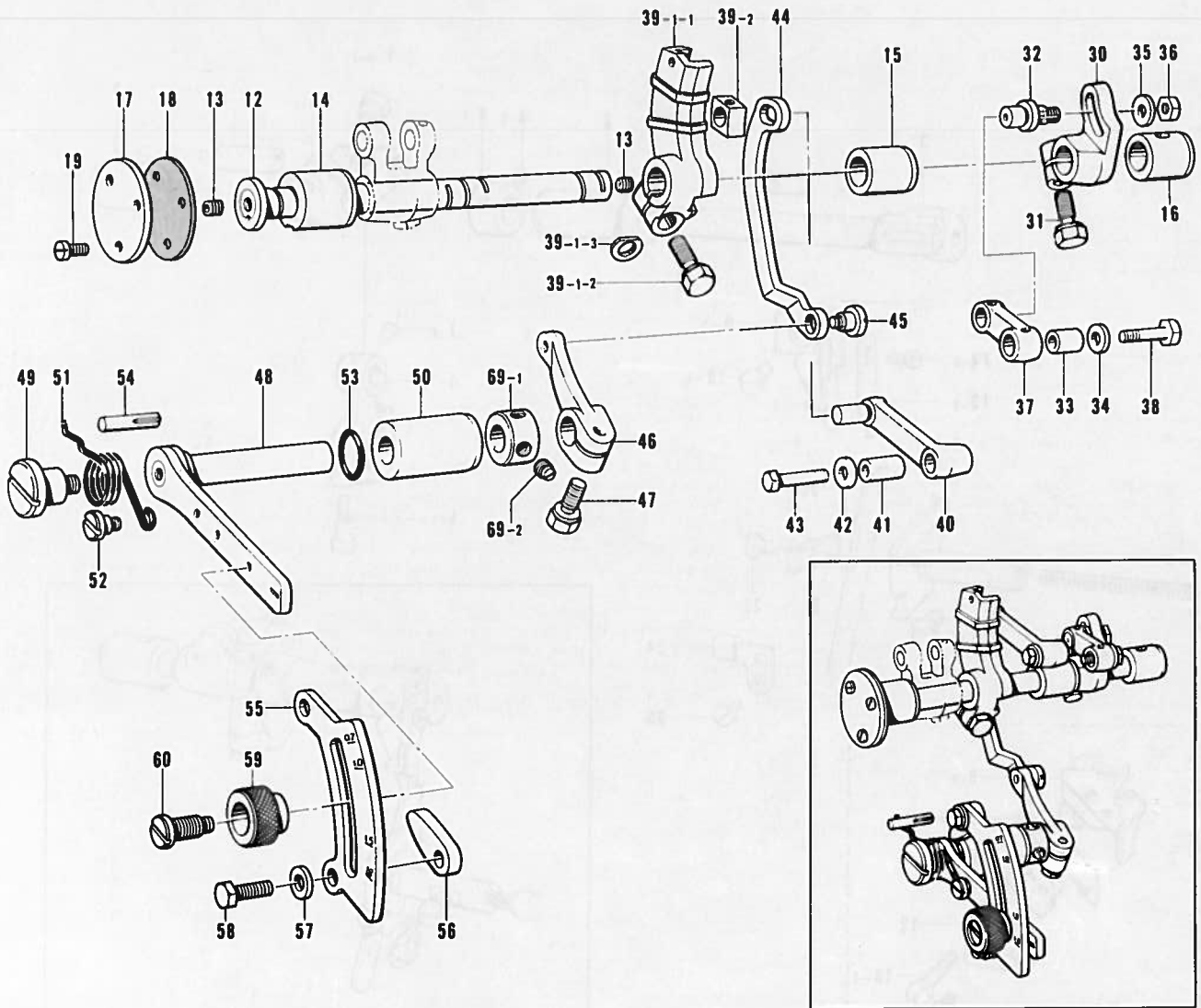
Ref. No.	Name of Parts	Q'ty	Parts No.	Assembly No.	Ref. No.	Name of Parts	Q'ty	Parts No.	Assembly No.	
50-6-1	Presser Foot	1		E-50-6 Presser Foot Assembly 155109-0-01 (Ruffling 2mm)	50-9-7	Screw 2.38	1	105288-0-01	E-50-9 Presser Foot Assembly 155113-0-01 (Ruffling W/piping 2mm)	
50-6-2	Sub-Presser Arm	1			50-9-8	Presser Foot (Rear)	1	147787-0-01		
50-6-3	Screw	1	140270-0-01		50-9-9	Screw 3.18	1	140272-0-01		
50-6-4	Presser Foot U	1	144777-0-01		50-9-10	Nut	1	140273-0-01		
50-6-5	Screw 3.18 x 7	1	009660-7-12		50-9-11	Spring	1	140993-0-01		
50-6-6	Presser Foot (Front)	1	144778-0-01		50-9-12	Spring	1	140275-0-01		
50-6-7	Screw 2.38	1	105288-0-01		50-9-13	Screw	1	140992-0-01		
50-6-8	Presser Foot (Rear)	1	146880-0-01		50-9-14	Bolt 3.57 x 8	1	154965-0-01		
50-6-9	Screw 3.18	1	140272-0-01		50-10-1	Presser Foot	1			E-50-10 Presser Foot Assembly 155114-0-01 (Ruffling W/piping 3mm)
50-6-10	Nut	1	140273-0-01		50-10-2	Sub-Presser Arm	1			
50-6-11	Spring	1	140993-0-01		50-10-3	Screw	1	140270-0-01		
50-6-12	Spring	1	140275-0-01		50-10-4	Presser Foot U	1	144777-0-01		
50-6-13	Screw	1	140992-0-01		50-10-5	Screw 3.18 x 7	1	009660-7-12		
50-6-14	Bolt 3.57 x 8	1	154965-0-01	50-10-6	Presser Foot (Front)	1	144778-0-01			
50-7-1	Presser Foot E	1		50-10-7	Screw 2.38	1	105288-0-01			
50-7-2	Sub-Presser Arm	1		50-10-8	Presser Foot (Rear)	1	147488-0-01			
50-7-3	Screw	1	140270-0-01	50-10-9	Screw 3.18	1	140272-0-01			
50-7-4	Presser Foot U	1	144777-0-01	50-10-10	Nut	1	140273-0-01			
50-7-5	Screw 3.18 x 7	1	009660-7-12	50-10-11	Spring	1	140993-0-01			
50-7-6	Presser Foot (Front)	1	144778-0-01	50-10-12	Spring	1	140275-0-01			
50-7-7	Screw 2.38	1	105288-0-01	50-10-13	Screw	1	140992-0-01			
50-7-8	Presser Foot (Rear)	1	140271-0-01	50-10-14	Bolt 3.57 x 8	1	154965-0-01			
50-7-9	Screw 3.18	1	140272-0-01	50-11-1	Presser Foot	1		E-50-11 Presser Foot Assembly 155115-0-01 (Ruffling W/piping 5mm)		
50-7-10	Nut	1	140273-0-01	50-11-2	Sub-Presser Arm	1				
50-7-11	Spring	1	140993-0-01	50-11-3	Screw	1	140270-0-01			
50-7-12	Spring	1	140275-0-01	50-11-4	Presser Foot U	1	144777-0-01			
50-7-13	Screw	1	140992-0-01	50-11-5	Screw 3.18 x 7	1	009660-7-12			
50-7-14	Bolt 3.57 x 8	1	154965-0-01	50-11-6	Presser Foot (Front)	1	144778-0-01			
50-8-1	Presser Foot DS	1		50-11-7	Screw 2.38	1	105288-0-01			
50-8-2	Sub-Presser Arm	1		50-11-8	Presser Foot (Rear)	1	147489-0-01			
50-8-3	Screw	1	140270-0-01	50-11-9	Screw 3.18	1	140272-0-01			
50-8-4	Presser Foot U	1	144777-0-01	50-11-10	Nut	1	140273-0-01			
50-8-5	Screw 3.18 x 7	1	009660-7-12	50-11-11	Spring	1	140993-0-01			
50-8-6	Presser Foot (Front)	1	144778-0-01	50-11-12	Spring	1	140275-0-01			
50-8-7	Screw 2.38	1	105288-0-01	50-11-13	Screw	1	140992-0-01			
50-8-8	Presser Foot (Rear)	1	140991-0-01	50-11-14	Bolt 3.57 x 8	1	154965-0-01			
50-8-9	Screw 3.18	1	140272-0-01	50-14-1	Sub-Presser Arm	1		E-50-14 Presser Foot Assembly 155118-0-01 (Heavy 5mm)		
50-8-10	Nut	1	140273-0-01	50-14-2	Screw 3.18	1	148015-0-01			
50-8-11	Spring	1	140993-0-01	50-14-3	Presser Foot Supporter	1				
50-8-12	Spring	1	140275-0-01	50-14-4	Presser Foot Supporter	1	148017-0-01			
50-8-13	Screw	1	140992-0-01	50-14-5	Presser Foot	1				
50-8-14	Bolt 3.57 x 8	1	154965-0-01	50-14-6	Presser Foot (Rear)	1	148019-0-01			
50-9-1	Presser Foot	1		50-14-7	Screw 3.18	2	148015-0-01			
50-9-2	Sub-Presser Arm	1		50-14-8	Presser Foot (Front)	1	148020-0-01			
50-9-3	Screw	1	140270-0-01	50-14-9	Washer 3	1	025030-2-32			
50-9-4	Presser Foot U	1	144777-0-01	50-14-10	Screw 3.18 x 6	1	009660-6-12			
50-9-5	Screw 3.18 x 7	1	009660-7-12	50-14-11	Screw 3.57 x 8	1	154965-0-01			
50-9-6	Presser Foot (Front)	1	144778-0-01	42	Spring Plate	1	154967-0-01			

F. Feed mechanism (1) / Transportvorrichtung (1)
 Mécanisme d'entraînement (1) / Mecanismo de alimentación (1)



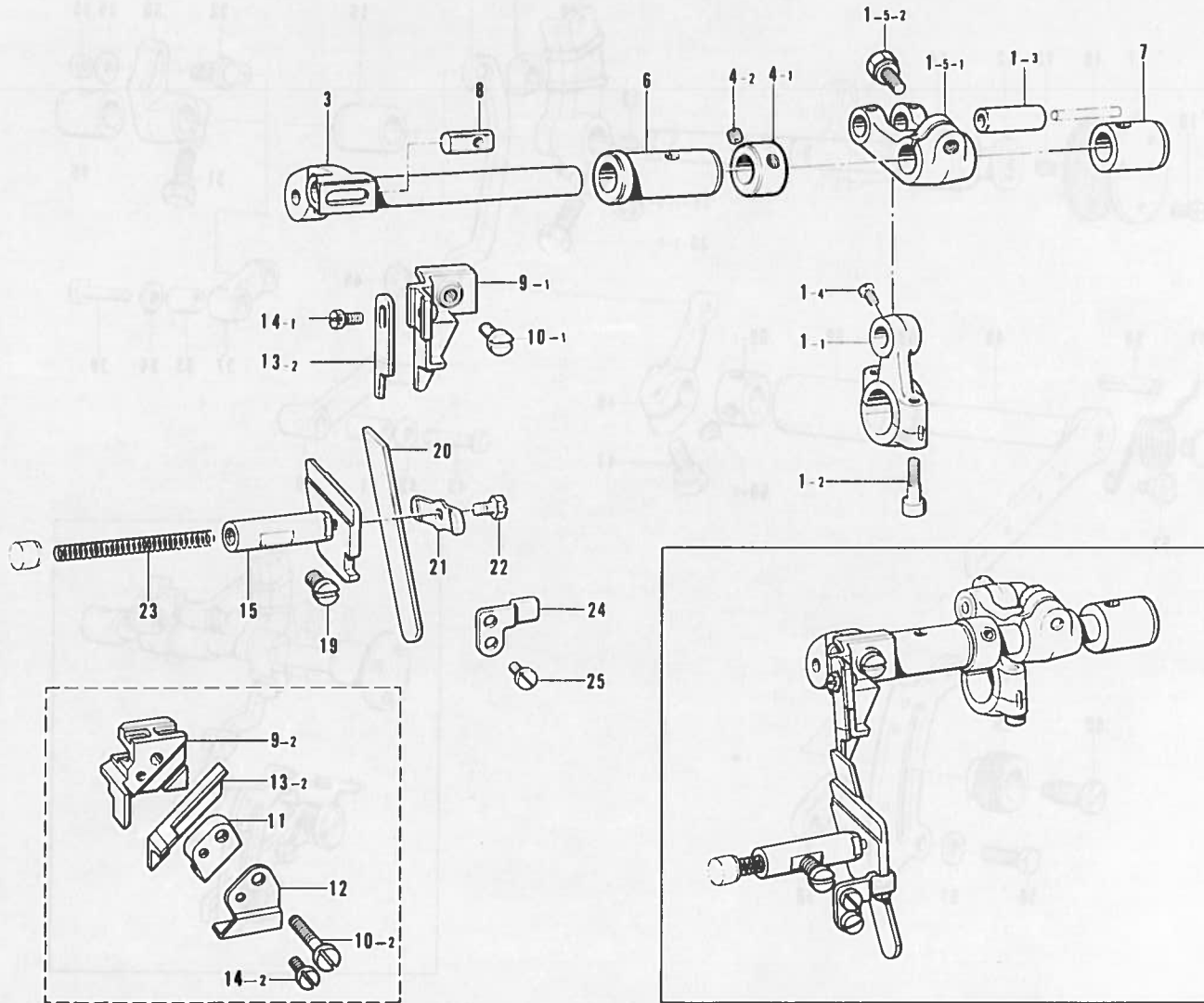
Ref. No.	Name of Parts	Q'ty	Parts No.	Assembly No.	Ref. No.	Name of Parts	Q'ty	Parts No.	Assembly No.
1- 1	Eccentric Wheel	1		F-1 Eccentric Wheel Assembly 155125-0-01	20- 1-2	Differential Feed Bar	1		F-20 Feed Bar Guide Block Assembly S00373-0-01
1- 2	Eccentric Wheel Holder	1			20- 2-1	Feed Lifting Slide Block	1		
1- 3	Screw 4.37	2	014680-4-22		20- 2-2	Oil Rejector	2		
1- 4	Eccentric Wheel	1			21	Feed Bar Guide	1	155151-0-00	
1- 7	Needle Roller Bearing 28	1			22	Washer	2	100645-0-03	
1- 8	Eccentric Wheel Block	1			23	Screw 4.37	2	107407-0-03	
1- 9	Ratchet Stopper	1			24	Feed Bar Guide Block	1	146547-0-00	
1-10	Spring	1	155132-0-01		25	Feed Bar Guide Block Shaft	1	155152-0-01	
1-11	Stud Screw 2.38	1	155133-0-01		26	Screw 6.35	1	014780-6-22	
1-12-1	Feed Connecting Rod	1			27	Differential Link Guide	1	155153-0-00	
1-12-2-1	Feed Arm	1			28	Screw 4.37 x 7	1	009680-7-12	
1-12-2-2	Bolt 6.35 x 16	1	149170-0-01	29- 1	Set Collar	1		F-29 Set Collar with Screw 156809-0-01	
1-12-3	Pin	1		29- 2	Screw 6.35 x 6	2	014770-6-22		
1-12-4	Screw 6.35 x 6	1	014770-6-22	61	Fragment Protector	1	155177-0-00		
2	Screw 4.37	1	014680-4-22	62	Fragment Protector Plate	1	155178-0-01		
4	Feed Adjusting Shaft	1	155138-0-01	63	Screw 3.57	1	106568-0-03		
5	Spring	1	155139-0-01	64	Screw 4.37	2	107407-0-03		
6	Packing	1	118770-0-01	70	Screw 2.38	2	155560-0-01		
7	Washer	1	113431-0-02	75	Bolt 4.37	2	117516-0-01		
8	Stop Ring E4	1	048040-3-42	76	Screw 2.38 x 8	1	009630-8-12		
9	Supporter for Feed Adjusting Shaft	1	146536-0-01	77	Main Feed Dog	1			
10	Screw 3.57 x 6	1	009670-6-12	78	Differential Feed Dog	1			
11	Cap	1	155348-0-00	79	Chain Feed Dog	1			
20- 1-1	Main Feed Bar	1							

F. Feed mechanism (2) / Transportvorrichtung (2)
 Mécanisme d'entraînement (2) / Mecanismo de alimentación (2)



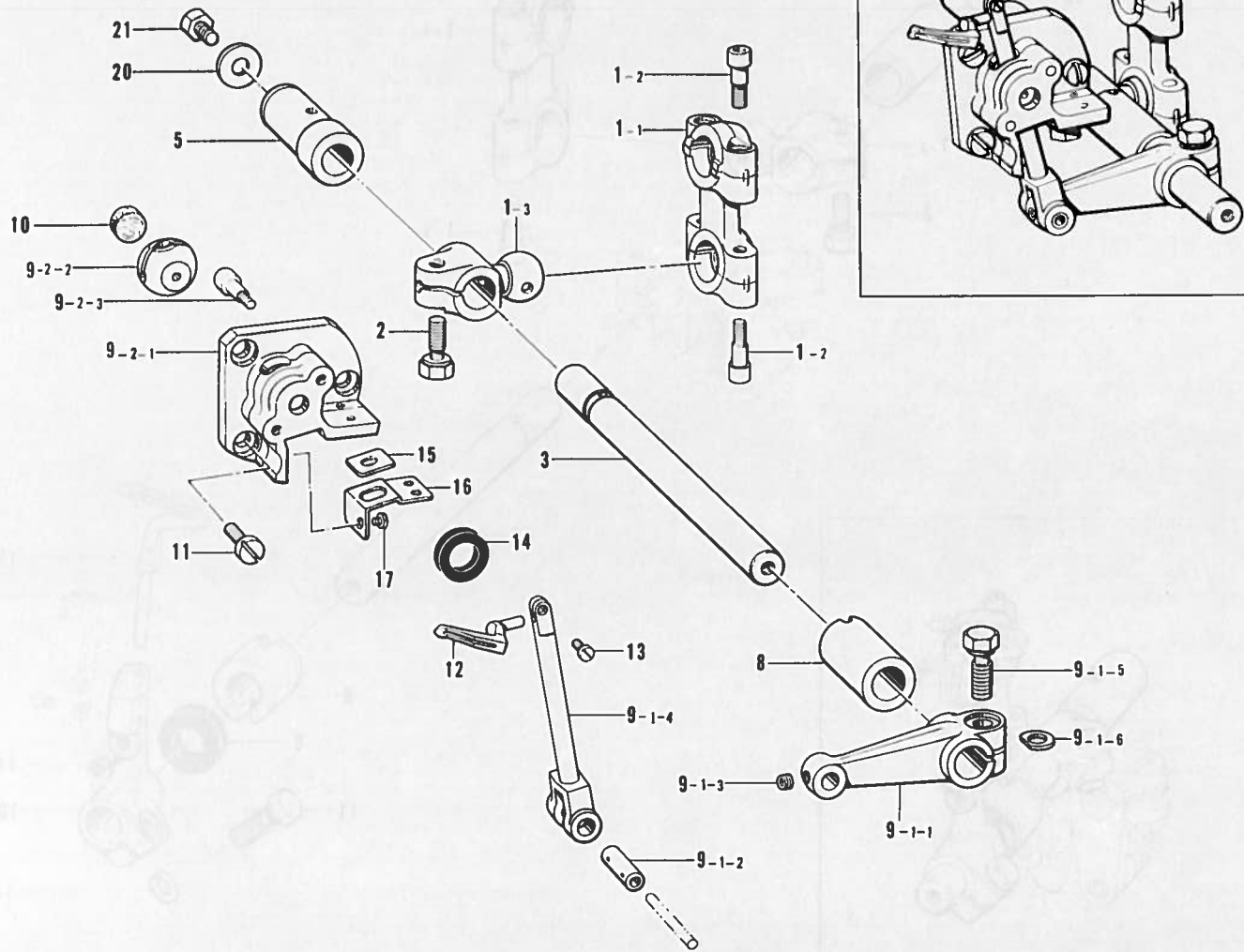
Ref. No.	Name of Parts	Q'ty	Parts No.	Assembly No.	Ref. No.	Name of Parts	Q'ty	Parts No.	Assembly No.
12	Feed Shaft	1	155140-0-01		42	Washer	1	155157-0-01	
13	Screw 6.35 x 6	2	014770-6-22		43	Feed Link Shaft (Large)	1	140217-0-01	
14	Feed Shaft Bushing (L)	1	155141-0-00		44	Differential Feed Adjuster Link	1	155166-0-01	
15	Feed Shaft Bushing (M)	1	155142-0-00		45	Screw 5.56	1	155167-0-01	
16	Feed Shaft Bushing (R)	1	155143-0-00		46	Differential Feed Link Lever	1	155168-0-01	
17	Cover for Feed Shaft Bushing (L)	1	155144-0-01		47	Bolt 6.35 x 14	1	155516-0-01	
18	Packing	1	155145-0-00		48	Differential Feed Adjusting Lever	1	155169-0-01	
19	Screw 3.57 x 8	3	009670-8-12		49	Stud Screw 5.56	1	146559-0-01	
30	Main Feed Arm	1	155154-0-01		50	Adjusting Lever Bushing	1	155170-0-00	
31	Bolt 6.35 x 16	1	149170-0-01		51	Spring	1	155171-0-01	
32	Main Feed Link Shaft	1	155155-0-01		52	Stud Screw 4.76	1	100294-0-02	
33	Main Feed Link Bushing	1	155156-0-01		53	Packing	1	109203-0-01	
34	Washer	1	155157-0-01		54	Dowel Pin	1	140063-0-01	
35	Washer	1	113431-0-02		55	Differential Stitch Control	1		
36	Nut 4.76	1	148838-0-01		56	Stopper for Differential Stitch Control	2	146563-0-01	
37	Main Feed Link	1	155158-0-01		57	Washer	2	118735-0-02	
38	Main Feed Link Shaft (Small)	1	140210-0-01		58	Bolt 6.35 x 14	2	017781-4-12	
39- 1-1	Differential Feed Arm	1		F-39 Differential Feed Arm Block Assembly 155159-0-01	59	Knob	1	155175-0-01	
39- 1-2	Bolt 6.35 x 16	1	149170-0-01		60	Screw	1	155176-0-01	
39- 1-3	Spacer	1	155162-0-01		69- 1	Set Collar	1		F-69 Set Collar with Screw 181969-0-03
39- 2	Differential Feed Block	1			69- 2	Screw 6.35	2	101706-0-01	
40	Differential Feed Link	1	155164-0-01						
41	Differential Feed Link Bushing	1	155165-0-01						

G. Knife mechanism / Messer
 Mécanisme de couteau / Mecanismo de cuchilla



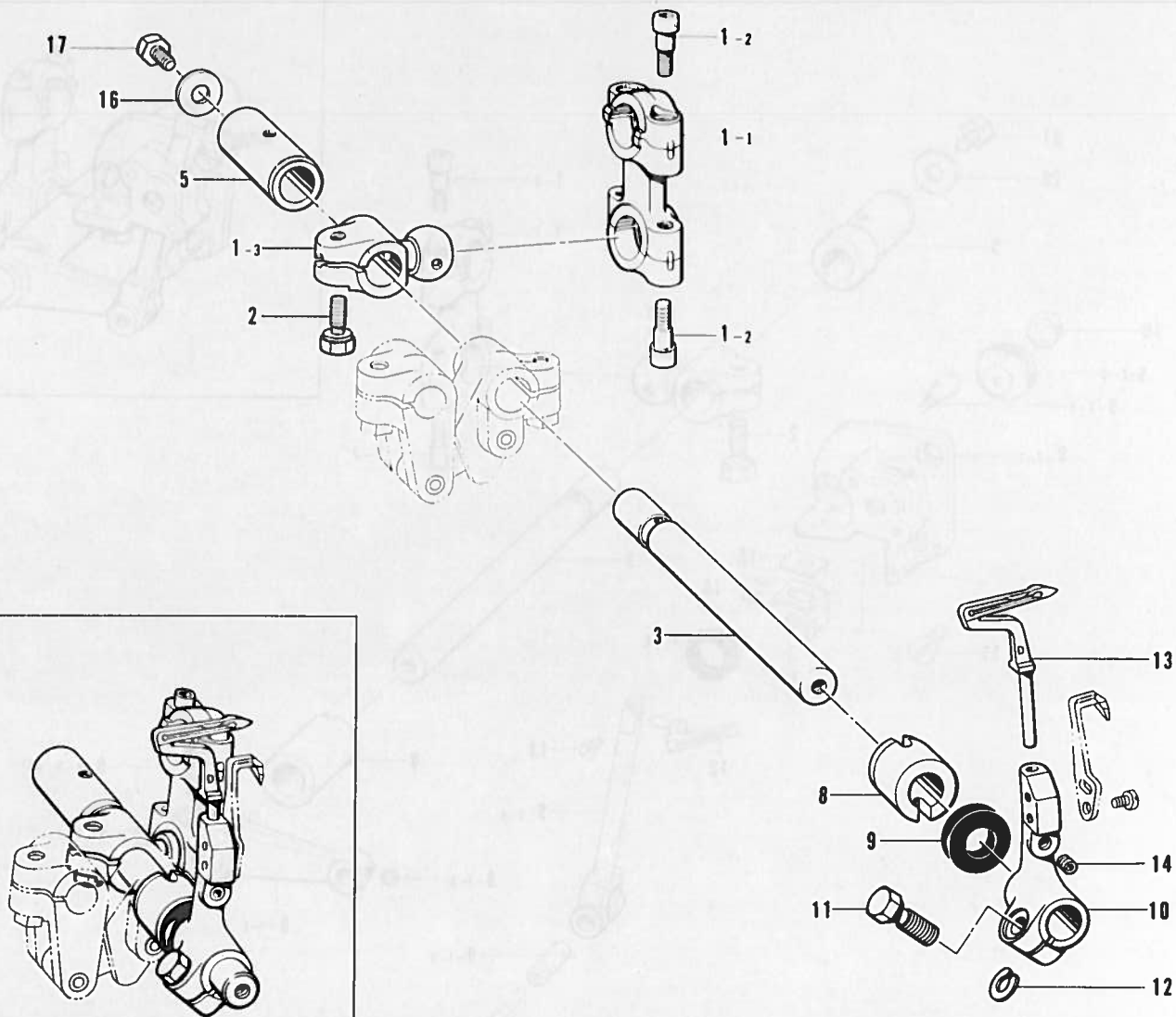
Ref. No.	Name of Parts	Q'ty	Parts No.	Assembly No.	Ref. No.	Name of Parts	Q'ty	Parts No.	Assembly No.
1- 1	Upper Knife Driving Rod	1		G-1	10- 1	Screw 4.37	1	107407-0-03	
1- 2	Screw 4.37 x 14	2	148425-0-01	Upper Knife Driving Rod Assembly	10- 2	Screw 4.37	1	102424-0-03	
1- 3	Pin	1		※155181-0-01	11	Upper Knife Presser	1	148343-0-01	
1- 4	Screw 4.37	1	100366-0-01		12	Presser Plate	1	148344-0-01	
1- 5-1	Upper Knife Driving Lever	1		G-1-5	13- 1	Upper Knife	1	144074-0-00	
1- 5-2	Bolt 6.35 x 16	1	149170-0-01	Upper Knife Driving Lever Assembly	13- 2	Angle Knife with Carbide Tip	1	144815-0-01	
3	Upper Knife Driving Arm	1	S00274-0-01	156318-0-01	14- 1	Bolt 3.57	1	144075-0-01	
4- 1	Set Collar	1		G-4	14- 2	Screw 3.57 x 10	1	009671-0-14	
4- 2	Screw 5.95	2	152718-0-01	Set Collar with Screw	15	Lower Knife Holder	1	155192-0-01	
6	Bushing (L)	1	155186-0-00	159441-0-01	19	Screw 6.35	1	102627-0-01	
7	Bushing (R)	1	144117-0-00		20	Lower Knife	1	155193-0-01	
8	Nut	1	148281-0-01		21	Lower Knife Presser Plate	1	155194-0-01	
9- 1	Upper Knife Holder	1	155188-0-01		22	Bolt 4.37	1	117516-0-01	
9- 2	Upper Knife Holder	1	155190-0-01		23	Spring	1	146584-0-01	
					24	Lower Knife Holder Guide	1	155195-0-01	
					25	Screw 3.57 x 6	2	009670-6-12	

H. Over looper mechanism / Oberen Greifer
 Mécanisme de boucleur supérieur / Mecanismo de presilladora superior



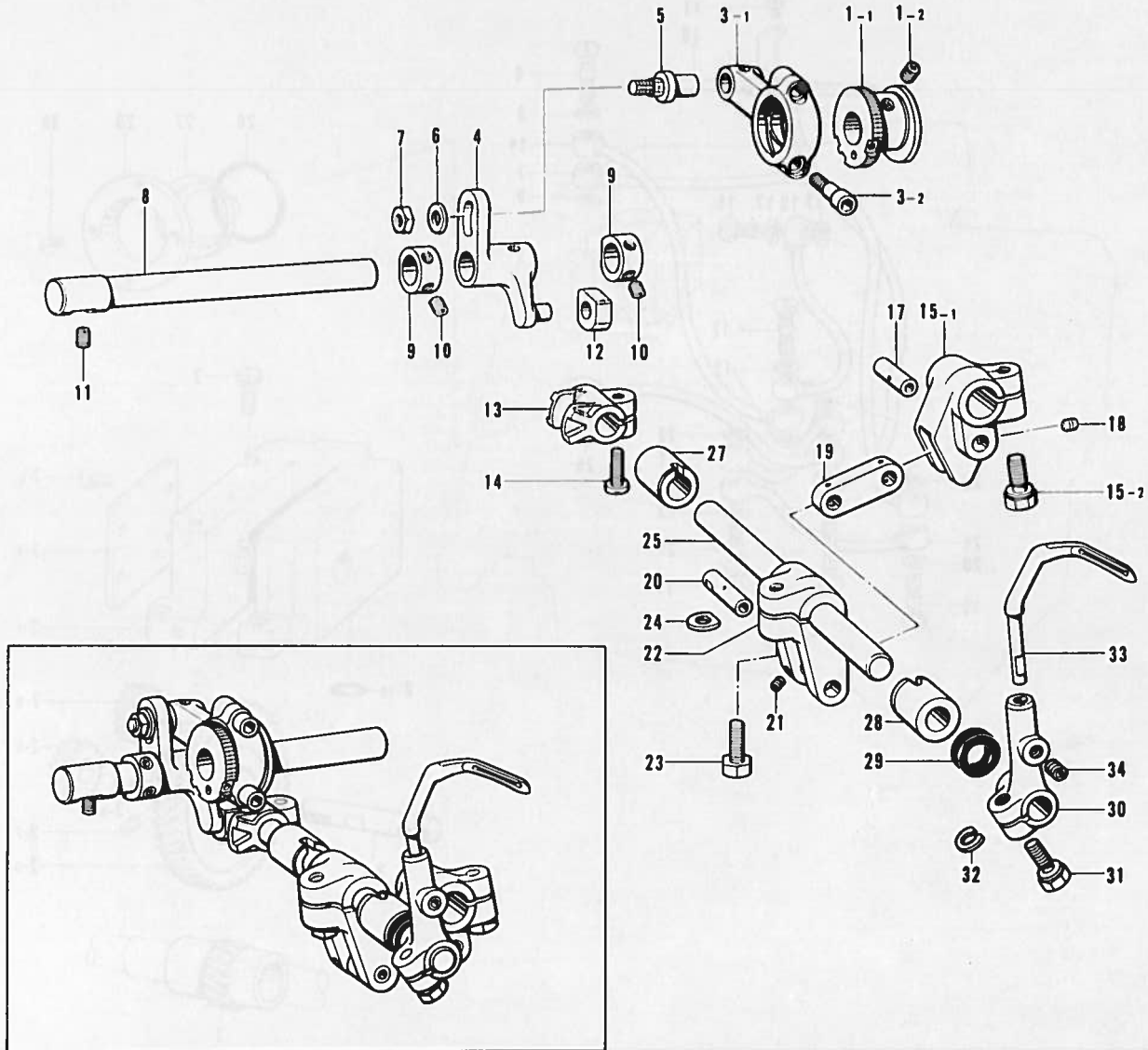
Ref. No.	Name of Parts	Q'ty	Parts No.	Assembly No.	Ref. No.	Name of Parts	Q'ty	Parts No.	Assembly No.
1- 1	Looper Connecting Rod	1		H-1 Looper Connecting Rod Assembly *155225-0-01	9- 2-1	Over Looper Holder Guide Base	1		H-9 Over Looper Assembly 155231-0-01
1- 2	Screw 4.37 x 14	4	148425-0-01		9- 2-2	Over Looper Holder Guide Block	1		
1- 3	Looper Connecting Lever	1			9- 2-3	Screw 4.37 x 14	2	148425-0-01	
2	Bolt 6.35 x 14	1	155516-0-01		10	Felt	1	155238-0-00	
3	Looper Shaft	1	155228-0-01		11	Screw 4.37 x 8	3	009680-8-12	
5	Bushing (B)	1	155229-0-00		12	Over Looper	1		
8	Bushing (F)	1	S00379-0-00		13	Screw 3.18	1	009660-6-12	
9- 1-1	Over Looper Driving Lever	1			14	Seal	1	155247-0-00	
9- 1-2	Over Looper Holding Shaft	1			15	Over Looper Oil Rejector	1	156476-0-00	
9- 1-3	Screw 4.37	1	014680-4-22	H-9 Over Looper Assembly 155231-0-01	16	Oil Reject Supporter	1	156491-0-01	
9- 1-4	Over Looper Holder	1			17	Screw 3.57	3	106568-0-03	
9- 1-5	Bolt 6.35 x 16	1	149170-0-01		20	Washer	1	S00356-0-01	
9- 1-6	Spacer	1	155162-0-01		21	Bolt 5.56 x 8	1	S00383-0-01	

J. Under looper mechanism / Unterer Greifer
Mécanisme de boucleur inférieur / Mecanismo de presilladora inferior



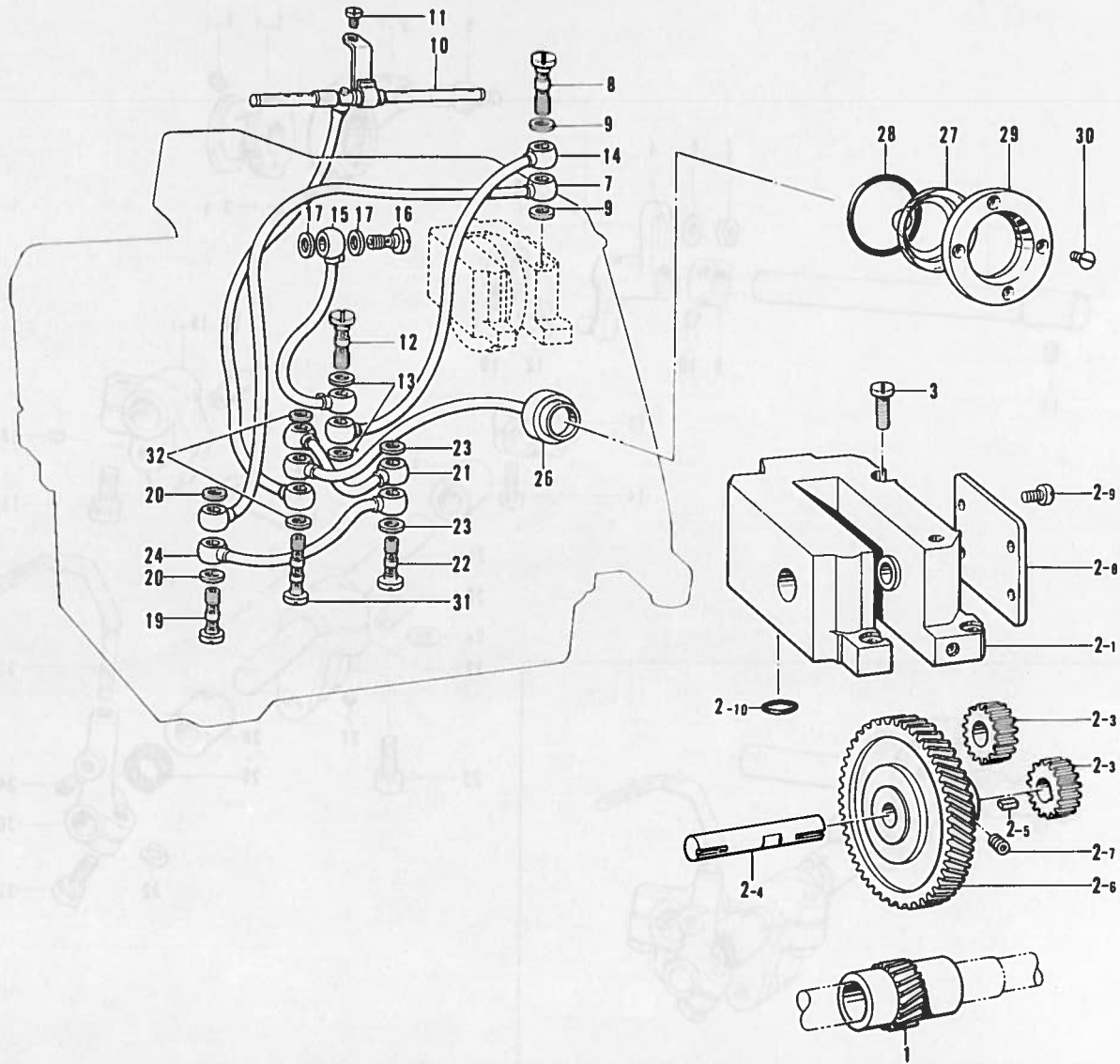
Ref. No.	Name of Parts	Q'ty	Parts No.	Assembly No.	Ref. No.	Name of Parts	Q'ty	Parts No.	Assembly No.
1- 1	Looper Connecting Rod	1		J-1 Looper Connecting Rod Assembly ※155225-0-01	10	Under Looper Holder	1	155248-0-01	
1- 2	Screw 4.37 x 14	4	148425-0-01		11	Bolt 5.56 x 14	1	149171-0-01	
1- 3	Looper Connecting Lever	1			12	Spacer	1	148782-0-01	
2	Bolt 6.35 x 14	1	155516-0-01		13	Under Looper	1	159434-0-01	
3	Under Looper Shaft	1	155244-0-01		14	Screw 4.37	1	014680-4-22	
5	Under Looper Shaft Bushing (B)	1	155245-0-00		16	Washer	1	S00356-0-01	
8	Under Looper Shaft Bushing (I')	1	155246-0-00		17	Bolt 5.56 x 8	1	S00383-0-01	
9	Seal	1	155247-0-00						

K. Double chain stitch looper mechanism / Doppelkettenstichgreifer
 Mécanisme de boucleur pour point de chaînette double / Mecanismo de presilladora de doble cadeneta



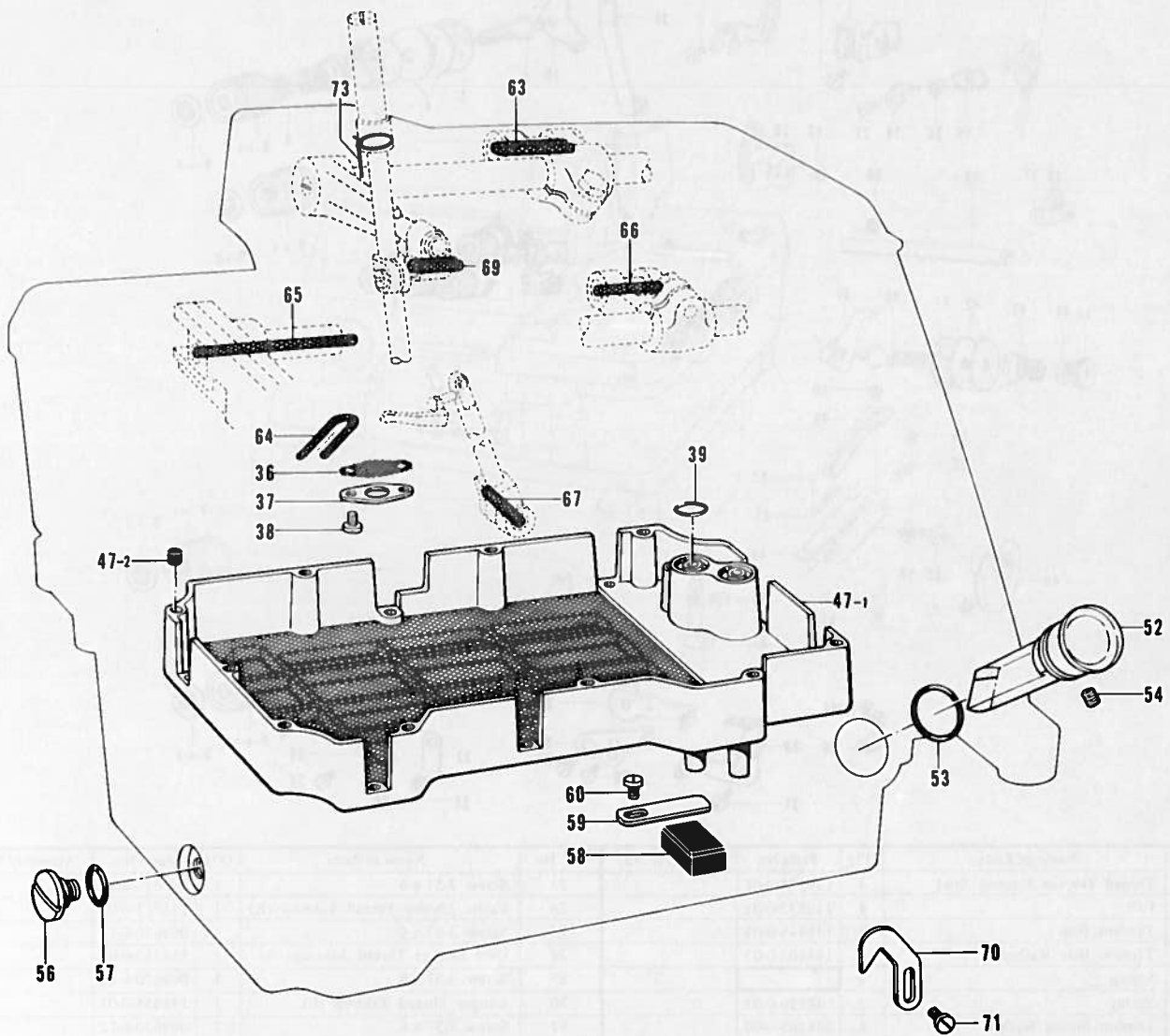
Ref. No.	Name of Parts	Q'ty	Parts No.	Assembly No.	Ref. No.	Name of Parts	Q'ty	Parts No.	Assembly No.
1- 1	Longitudinal Eccentric Cam	1		K-1 Longitudinal Eccentric Cam Assembly 156319-0-01	17	Under Looper Holder Pin	1	148232-0-01	
1- 2	Screw 4.37	2	014680-4-22		18	Screw 3.57	1	148294-0-01	
3- 1	Longitudinal Feed	1		K-3 Longitudinal Feed Assembly 155250-0-01	19	Double-Chain Stitch Link	1	155257-0-01	
3- 2	Screw 4.37 x 14	2	148425-0-01		20	Chain Stitch Looper Driving Lever Pin	1	148241-0-01	
4	Longitudinal Feed Lever	1	155252-0-01	21	Screw 3.18	1	146427-0-01		
5	Pin	1	155253-0-01	22	Chain Stitch Looper Driving Lever	1	148240-0-01		
6	Washer	1	113431-0-02	23	Bolt 5.95 x 14	1	017761-4-12		
7	Nut 4.76	1	148838-0-01	24	Spacer	1	148783-0-01		
8	Longitudinal Feed Lever Shaft	1	155254-0-01	25	Longitudinal Feed Shaft	1	155258-0-01		
9	Set Collar	2	155533-0-01	27	Bushing (Rear)	1	155259-0-00		
10	Screw 4.37	4	014680-4-22	28	Bushing (Front)	1	155260-0-00		
11	Screw 4.37 x 6	1	014680-6-22	29	Seal	1	155261-0-00		
12	Slide Block	1	140313-0-01	30	Chain Stitch Looper Holder	1	155262-0-01		
13	Longitudinal Feed Cam	1	155255-0-01	31	Bolt 5.56 x 14	1	149171-0-01		
14	Screw 4.76 x 12	1	009711-2-12	32	Spacer	1	148782-0-01		
15- 1	Driving Arm	1		K-15 Drive Arm Assembly 156320-0-01	33	Chain Stitch Looper	1	146635-0-01	
15- 2	Bolt 6.35 x 14	1	155516-0-01		34	Screw 4.37	1	014680-4-22	

L. Lubrication (1) / Schmierung (1)
 Lubrification (1) / Lubricación (1)



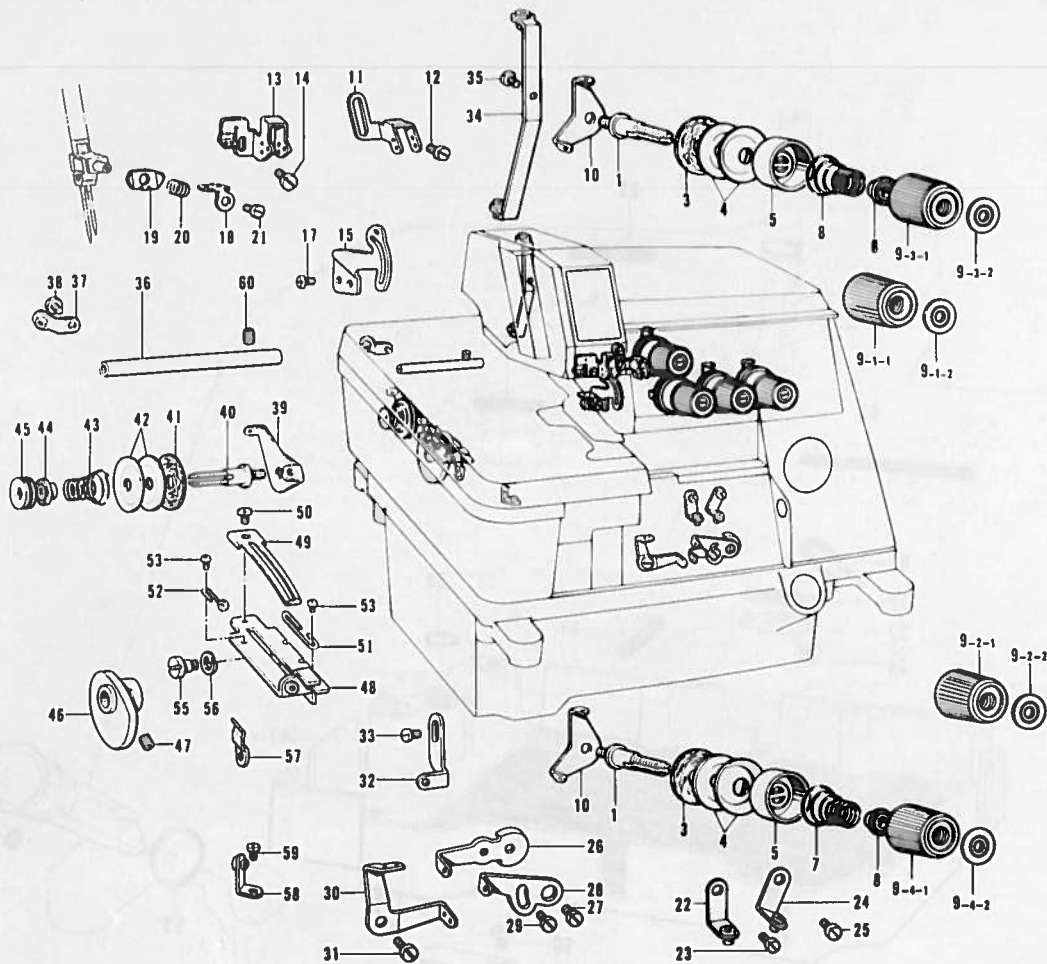
Ref. No.	Name of Parts	Q'ty	Parts No.	Assembly No.	Ref. No.	Name of Parts	Q'ty	Parts No.	Assembly No.
1	Gear S	1	156432-0-01	L-2 Pump Assembly S00057-0-01	13	Packing	3	112348-0-01	
2- 1	Pump Case	1			14	Tube Assembly	1	155292-0-01	
2- 3	Pump Gear D	2	156426-0-00		15	Vinyl Tube Assembly	1	S00322-0-01	
2- 4	Gear (L) Shaft	1	156427-0-01		16	Screw	1	112359-0-01	
2- 5	Key	1	156429-0-01		17	Packing	2	112348-0-01	
2- 6	Gear (L)	1	156428-0-00		19	Oil Feeding Pipe (B)	1	112364-0-01	
2- 7	Screw 4.37 x 6	2	014680-6-22		20	Packing	3	112348-0-01	
2- 8	Pump Cover	1	156430-0-01		21	Vinyl Tube	1	155282-0-01	
2- 9	Screw 3.57 x 6	4	009670-6-12		22	Oil Feeding Pipe (B)	1	112364-0-01	
2-10	O Ring P8	1	081008-0-70		23	Packing	3	112348-0-01	
3	Screw 4.37 x 12	4	009681-2-12		24	Vinyl Tube Assembly	1	155284-0-01	
7	Vinyl Tube Assembly	1	156469-0-01		26	Pilot-Light Gauge	1	155286-0-01	
8	Oil Feeding Pipe (B)	1	112364-0-01	27	Pilot-Light Lens	1	155290-0-00		
9	Packing	3	112348-0-01	28	O Ring	1	081022-0-70		
10	Main Oil Pipe Assembly	1	S00060-0-01	29	Lens Presser Plate	1	155291-0-01		
11	Screw 3.57 x 6	1	009670-6-12	30	Screw 3.57	4	102538-0-02		
12	Oil Feeding Pipe (B)	1	112364-0-01	31	Oil Feeding Pipe (A)	1	112351-0-01		
				32	Packing	4	112348-0-01		

L. Lubrication (2) / Schmierung (2)
 Lubrification (2) / Lubricación (2)



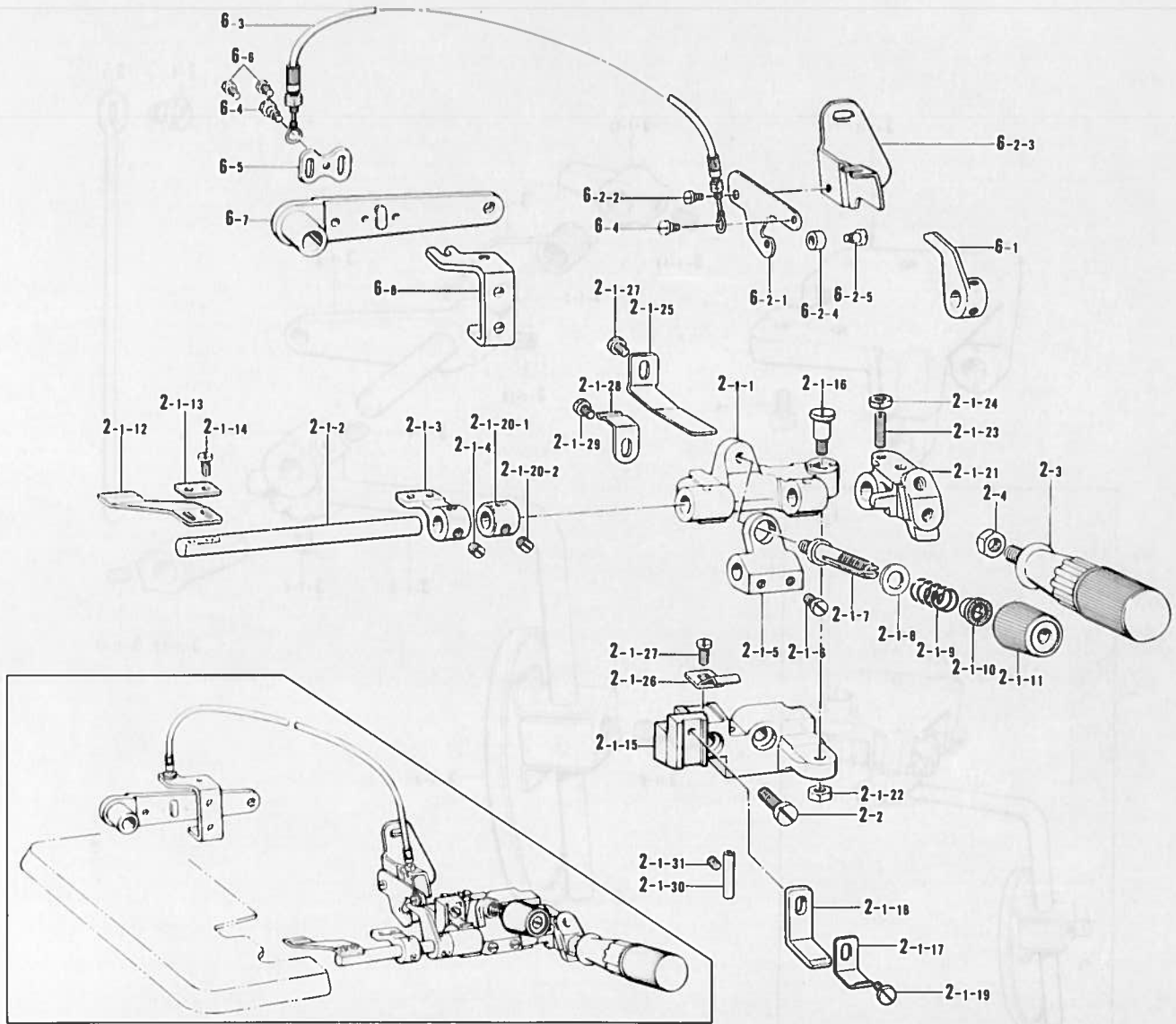
Ref. No.	Name of Parts	Q'ty	Parts No.	Assembly No.	Ref. No.	Name of Parts	Q'ty	Parts No.	Assembly No.
36	Oil Filter Guide	1	155294-0-00		59	Plate Spring	1	152936-0-01	
37	Oil Filter Flange	1	155295-0-01		60	Screw 3.57 x 6	1	009670-6-12	
38	Screw 3.57	2	009670-5-12		63	Wick	1	140320-0-00	
39	O Ring	1	108549-0-01		64	Wick	1	112750-0-00	
47- 1	Oil Filter	1		L-47 Oil Filter Assembly S00065-0-01	65	Wick	1	147362-0-00	
47- 2	Oil Cap	10	140327-0-01		66	Wick	1	140317-0-00	
52	Oil Gauge Window	1	S00067-0-01		67	Wick	1	140417-0-00	
53	O Ring P16	1	081016-0-70		69	Wick	1	S00278-0-00	
54	Screw 3.57	1	148294-0-01		70	Adjusting Plate	1	155552-0-01	
56	Screw 9.52	1	110641-0-02	71	Screw 3.57 x 6	2	009670-6-12		
57	O Ring	1	109203-0-01	73	Wick	1	S00305-0-00		
58	Magnet	1	112525-0-00						

M. Thread tension / Fadenspannung
Tension du fil / Tension del hilo



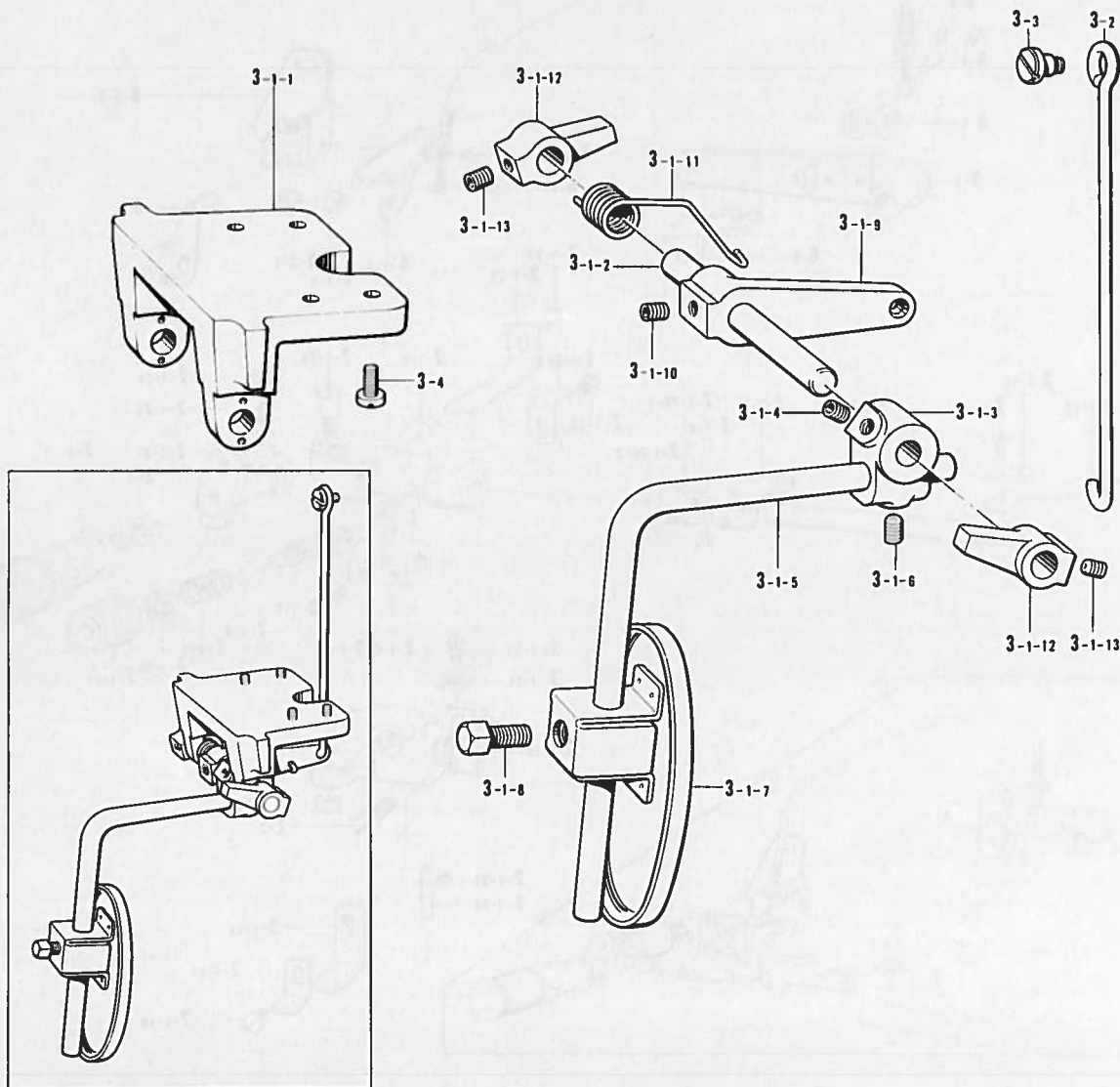
Ref. No.	Name of Parts	Q'ty	Parts No.	Assembly No.	Ref. No.	Name of Parts	Q'ty	Parts No.	Assembly No.
1	Thread Tension Control Stud	4	159574-0-01		25	Screw 3.57 x 6	1	009670-6-12	
3	Felt	4	110832-0-01		26	Under Looper Thread Take-up (R)	1	155311-0-01	
4	Tension Disc	8	145446-0-01		27	Screw 3.57 x 6	1	009670-6-12	
5	Tension Disc Washer	4	144103-0-03		28	Over Looper Thread Take-up (R)	1	155312-0-01	
6	Spring	2			29	Screw 3.57 x 6	1	009670-6-12	
7	Spring	2	144110-0-01		30	Looper Thread Take-up (L)	1	146654-0-01	
8	Tension Spring Washer	4	144105-0-00		31	Screw 3.57 x 6	1	009670-6-12	
9- 1-1	Thread Tension Adjusting Nut	1	149566-0-02	M-9-1 Thread Tension Adjusting Nut Assembly 155696-0-01	32	Over Looper Thread Guide	1	155313-0-01	
9- 1-2	Tension Indicating Plate	1	155697-0-01		33	Screw 3.57 x 6	1	009670-6-12	
9- 2-1	Thread Tension Adjusting Nut	1	149566-0-02	M-9-2 Thread Tension Adjusting Nut Assembly 155696-0-02	34	Thread Guide Assembly	1	155314-0-01	
9- 2-2	Tension Indicating Plate	1	155697-0-02		35	Screw 3.57 x 6	1	009670-6-12	
9- 3-1	Thread Tension Adjusting Nut	1	149566-0-02	M-9-3 Thread Tension Adjusting Nut Assembly 155696-0-03	36	Thread Guide Pipe	1	S00273-0-01	
9- 3-2	Tension Indicating Plate	1	155697-0-03		37	Chain Stitch Looper Thread Guide Assembly	1	151617-0-01	
9- 4-1	Thread Tension Adjusting Nut	1	149566-0-02	M-9-4 Thread Tension Adjusting Nut Assembly 155696-0-04	38	Screw 3.57 x 6	1	009670-6-12	
9- 4-2	Tension Indicating Plate	1	155697-0-04		39	Needle Thread Guide Plate	1	110813-0-01	
10	Needle Thread Guide Plate	4	110813-0-01		40	Thread Tension Control Stud	1	147148-0-01	
11	Needle Thread Guide (B)	1	S00070-0-01		41	Felt	1	110832-0-01	
12	Screw 3.57 x 6	2	009670-6-12		42	Tension Disc	2	145446-0-01	
13	Needle Thread Guide (A)	1	155305-1-01		43	Thread Tension Adjusting Spring	1	147149-0-01	
14	Screw 3.57 x 6	1	001670-6-12		44	Tension Spring Washer	1	144105-0-00	
15	Needle Thread Take-up	1	155306-0-01		45	Upper Thread Tension Adjusting Nut	1	151012-0-01	
17	Screw 3.57 x 6	2	001670-6-12		46	Chain Stitch Looper Take-up	1	150807-1-01	
18	Needle Thread Guide (C)	1	155307-1-01		47	Screw 4.37	2	014680-4-22	
19	Needle Thread Guard (B)	1	155309-1-01		48	Chain Stitch Base Plate Assembly	1	150808-0-01	
20	Needle Thread Guard Spring	1	155310-0-01		49	Thread Handler	1	150810-0-01	
21	Screw 2.38	1	105288-0-01		50	Screw 3.57 x 4	1	009670-4-12	
22	Thread Guide Assembly	1	146926-0-03		51	Thread Guide (R)	1	146663-0-01	
23	Screw 3.57 x 6	1	009670-6-12		52	Thread Guide (L)	1	150811-0-01	
24	Under Looper Thread Guide Assembly	1	146926-0-02		53	Screw 2.38 x 4	2	001630-4-02	
					55	Stud Screw 4.37	1	150812-0-01	
					56	Spring Washer 2 5	1	028050-2-42	
					57	Spring	1	155318-0-01	
					58	Thread Guide Assembly	1	146930-0-01	
					59	Screw 3.57 x 6	1	009670-6-12	
					60	Screw 4.37 x 6	1	014680-6-22	

N. Ruffler Attachment (1) / Kräuselvorrichtung (1)
 Accessoire pour fronces (1) / Accesorio de fruncido (1)



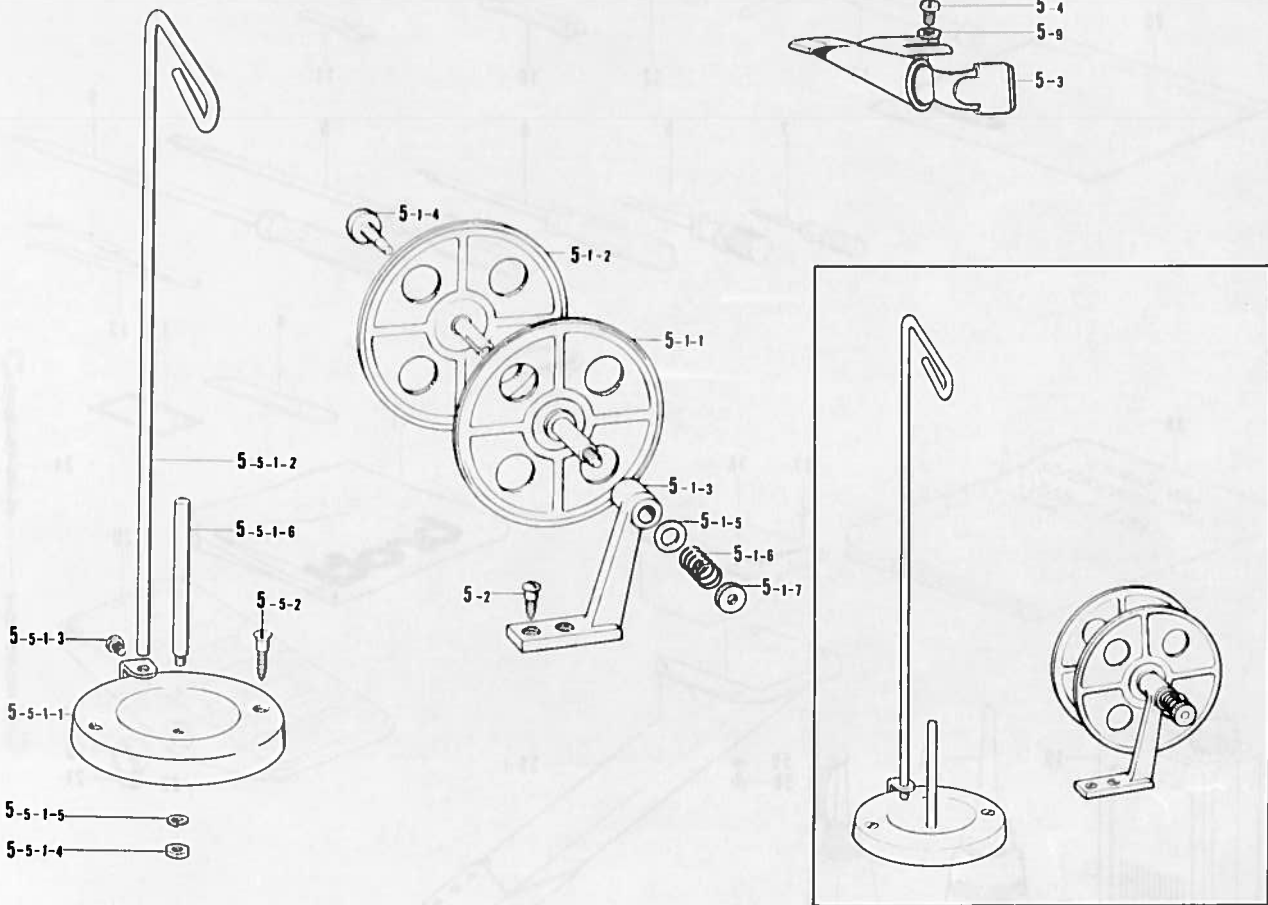
Ref. No.	Name of Parts	Q'ty	Parts No.	Assembly No.	Ref. No.	Name of Parts	Q'ty	Parts No.	Assembly No.
2-1-1	Bracket for Ruffling Blade	1	146588-0-01	N-2-1 Ruffling Attachment Assembly 146587-2-02	2-1-23	Screw 4.37	1	110230-0-01	N-2-1 Ruffling Attachment Assembly 146587-2-02
2-1-2	Ruffling Blade Base Shaft	1	145803-0-01		2-1-24	Nut 4.37	1	105234-0-03	
2-1-3	Wrapper Base	1	146589-0-01		2-1-25	Spring Plate	1	145811-0-01	
2-1-4	Screw 6.35	2	101706-0-01		2-1-26	Spring Plate	1	145808-0-01	
2-1-5	Spring Base	1	146590-0-01		2-1-27	Screw 4.37 x 6	2	009680-6-12	
2-1-6	Screw 5.95	2	105163-0-01		2-1-28	Spring	1	144764-0-01	
2-1-7	Looper Thread Tension Control Stud	1	110820-0-01		2-1-29	Screw 3.57 x 5	1	001670-5-12	
2-1-8	Washer 6.35	1	025770-2-32		2-1-30	Thread Guide Pipe	2	146592-0-01	
2-1-9	Spring	1	144788-0-01		2-1-31	Screw 3.57	2	013679-4-12	
2-1-10	Tension Spring Washer	1	144105-0-00		2-2	Screw 6.35 x 18	2	009781-8-12	
2-1-11	Thread Tension Adjusting Nut	1	149566-0-02		2-3	Handle	1	145809-0-01	
2-1-12	Ruffling Blade	1	144783-0-01		2-4	Nut 6.35	1	150560-0-02	
2-1-13	Washer	1	144784-0-01		6-1	Ruffling Plate Lifter	1	148387-0-01	
2-1-14	Screw 3.18 x 7	2	009660-7-12		6-2-1	Ruffling Plate Lifter Lever	1	148388-0-01	
2-1-15	Ruffling Base	1	147933-0-01		6-2-2	Screw	1	141514-0-01	
2-1-16	Stud Screw 5.95	1	147933-0-01		6-2-3	Presser Foot Lifter Lever Support	1	S00083-0-01	
2-1-17	Ruffling Blade Guide	1	145807-0-01		6-2-4	Roller	1	148390-0-01	
2-1-18	Ruffling Blade Guide Plate (D)	1	154795-0-01		6-2-5	Stud Screw 3.18	1	112301-0-01	
2-1-19	Screw 4.37 x 8	1	009680-8-12		6-3	Flexible Wire Assembly	1	148391-0-01	
2-1-20-1	Set Collar	1			6-4	Screw	2	141514-0-01	
2-1-20-2	Screw 6.35	2	101706-0-01		6-5	Wire Plate	1	147672-0-01	
2-1-21	Handle Fixing Plate	1	145810-0-01		6-6	Screw 3.57 x 6	2	009670-6-12	
2-1-22	Nut 5.95	1	150553-0-02	6-7	Presser Foot Lifter Lever	1	148369-1-01		
				6-8	Lever Adjuster Plate	1	147454-0-01		

N. Ruffler Attachment (2) / Kräuselvorrichtung (2)
 Accessoire pour fronces (2) / Accesorio de fruncido (2)




Ref. No.	Name of Parts	Q'ty	Parts No.	Assembly No.	Ref. No.	Name of Parts	Q'ty	Parts No.	Assembly No.
3-1- 1	Knee Lifter Shaft Bracket	1	155197-0-01	N-3-1 Knee Lifter Shaft Bracket Assembly 155196-0-01	3-1- 9	Knee Lifter Lever	1	155201-0-01	N-3-1 Knee Lifter Shaft Bracket Assembly 155196-0-01
3-1- 2	Knee Lifter Shaft	1	155198-0-01		3-1-10	Screw 6.35	1	014780-6-22	
3-1- 3	Knee Lifter Bracket	1	155199-0-01		3-1-11	Spring	1	155202-0-01	
3-1- 4	Screw 6.35	1	014780-6-22		3-1-12	Collar	2	155203-0-01	
3-1- 5	Knee Lifter Bar (S)	1	148797-0-01		3-1-13	Screw 6.35	2	014780-6-22	
3-1- 6	Screw 6.35	1	014780-6-22		3-2	Connecting Bar	1	155205-0-01	
3-1- 7	Knee Lifter Plate (L)	1	148798-0-01		3-3	Stud Screw 4.76	1	146594-0-01	
3-1- 8	Bolt 7.94	1	100463-0-01		3-4	Screw 4.37 x 10	4	009681-0-12	

N. Ruffler Attachment (3) / Kräuselvorrichtung (3)
 Accessoire pour fronces (3) / Accesorio de fruncido (3)



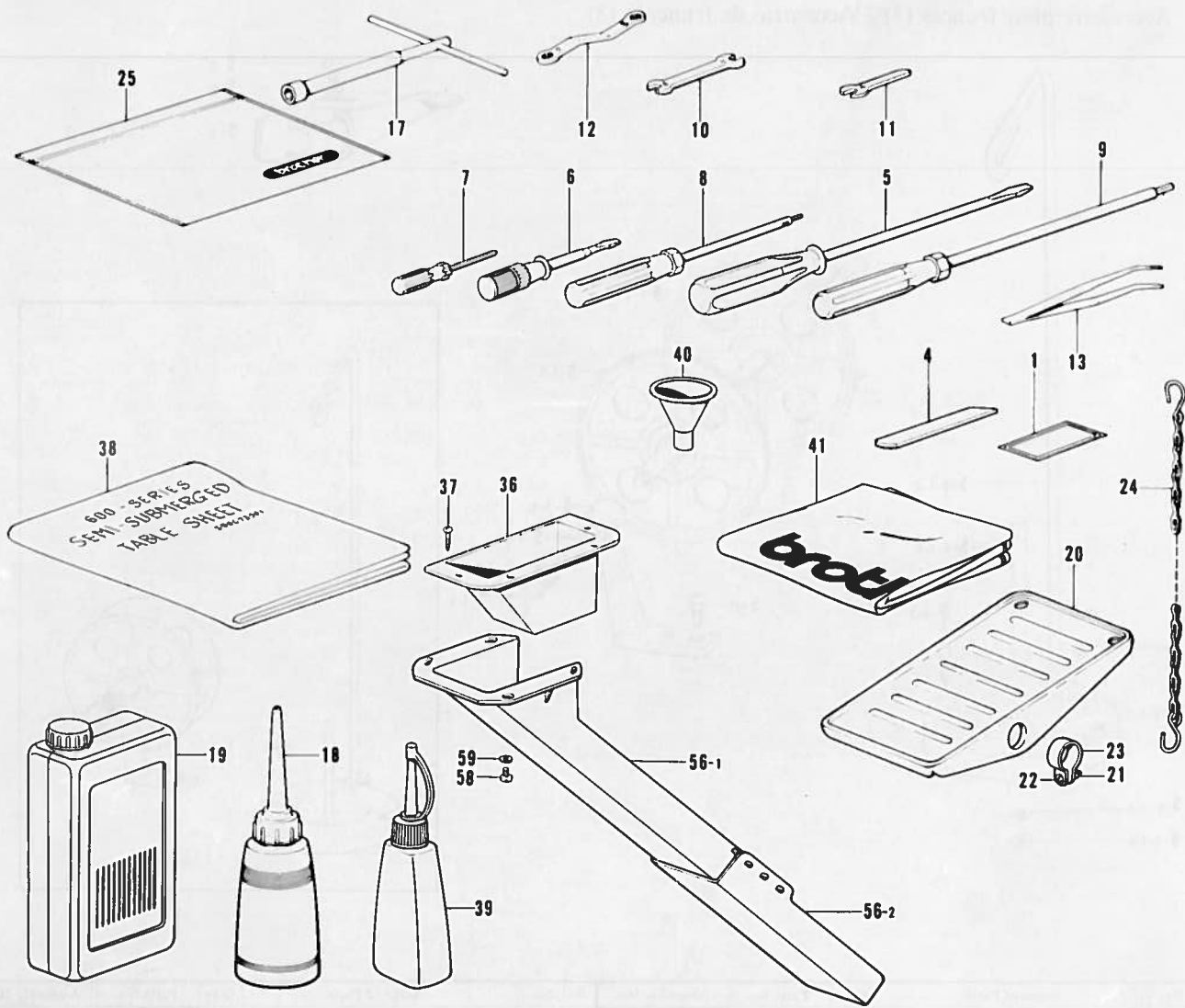
Ref. No.	Name of Parts	Q'ty	Parts No.	Assembly No.	Ref. No.	Name of Parts	Q'ty	Parts No.	Assembly No.
5-1-1	Tape Winder Wheel (R)	1	143976-0-01	N-5-1 Tape Winder Assembly 143767-0-02	5-4	Screw 4.37 x 6	2	009680-6-12	N-5-5 Cotton Stand Assembly 181031-0-01
5-1-2	Tape Winder Wheel (L)	1			5-5-1-1	Spool Disc	1		
5-1-3	Tape Winder Bracket	1			5-5-1-2	Thread Guide Stud	1		
5-1-4	Screw	1	143980-0-01		5-5-1-3	Screw 3.18	1	100080-0-04	
5-1-5	Washer	1	108494-0-01		5-5-1-4	Nut 4.76	1	110161-0-03	
5-1-6	Spring	1	108495-0-01		5-5-1-5	Spring Washer 2-5	1	028050-2-42	
5-1-7	Tension Control Nut	1	100136-0-01		5-5-1-6	Spool Stud	1	100444-0-02	
5-2	Screw 4.5 x 20	2	101118-0-01	5-5-2	Screw 4.5 x 32	2	100447-0-01		
5-3	Wrapper Assembly	1	147440-0-00	5-9	Washer	2	110735-0-02		

P. Binding Parts / Teile zum Einfassen
 Bordeur / Piezas de ribetear



Ref. No.	Name of Parts	Q'ty	Parts No.	Assembly No.	Ref. No.	Name of Parts	Q'ty	Parts No.	Assembly No.
1	Wrapper Assembly	1	147373-0-00		4	Screw 3.57 x 5	2	009670-5-12	
2	Screw 3.57 x 5	2	009670-5-12		5	Washer	2	105161-0-04	
3	Tape Guide	1	147377-0-01		6	Washer 3.5	2	025350-3-32	

Z. Accessories (1) / Zubehör (1)
 Accessoires (1) / Accesorios (1)



Ref. No.	Name of Parts	Q'ty	Parts No.	Assembly No.	Ref. No.	Name of Parts	Q'ty	Parts No.	Assembly No.
1	Needle DC x 27	8			22	Screw 4 x 14	2	001401-4-06	
4	Lower Knife	1	155193-0-01		23	Pedal Stopper	2	116016-0-01	
5	Screw Driver 5.5 x 190	1	101572-1-01		24	Chain Assembly	1	142262-0-01	
6	Screw Driver 3.4 x 70	1	118837-0-01		25	Vinyl Bag	1	122991-0-01	
7	Screw Driver 1.6	1	144124-0-01		36	Duster Drop	1	148430-0-01	
8	Driver Wrench 2	1	146700-0-01		37	Screw 3.1 x 13	4	031311-3-02	
9	Screw Driver 3	1	149173-0-01		38	Table Sheet	1	S00073-0-01	
10	Spanner 6 x 7	1	107779-0-01		39	Silicone Oil	1	156334-0-01	
11	Spanner 4	1	155320-0-01		40	Funnel	1	140759-0-00	
12	Wrench 8 x 9	1	105343-0-01		41	Head Cover	1	144225-0-02	
13	Tweezers	1	117466-0-00		56-1	Duster Shoot L	1	148431-1-01	Z-56 Duster Shoot Assembly 183161-1-01
17	Wrench Assembly	1	140342-0-01		56-2	Duster Shoot S	1	148432-0-01	
18	Oiler	1	114483-0-02		58	Screw 4.37 x 10	4	009681-0-12	
19	Oil Tank	1	145277-1-04		59	Washer 4.37	4	025680-2-32	
20	Treadle Pedal	1	147893-0-02						
21	Nut 4	2	021400-1-06						

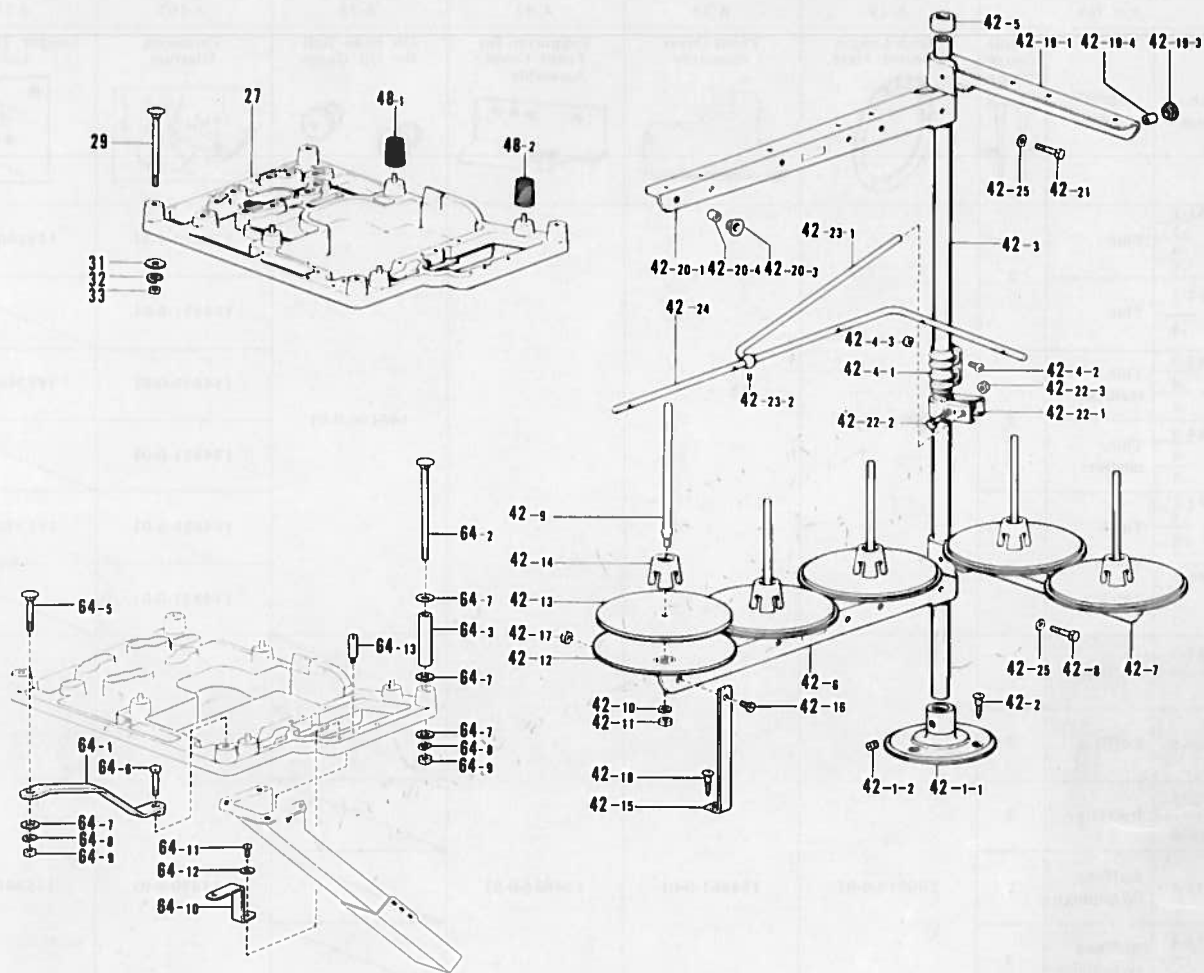
* The details of included accessories are subject to change.

* Änderungen in der Aufstellung der mitgelieferten Zubehöre sind vorbehalten.

* Les détails des accessoires inclus sont sujets à des changements.

* Los detalles de los accesorios incluidos pueden variar.

Z. Accessories (2) / Zubehör (2)
 Accessoires (2) / Accesorios (2)



Ref. No.	Name of Parts	Q'ty	Parts No.	Assembly No.	Ref. No.	Name of Parts	Q'ty	Parts No.	Assembly No.
27	Machine Head Plate	1	155321-1-00		42-20-1	Spool Holder 3	1	150176-0-01	Z-42-20
29	Bolt 8 x 85	4	210973-0-01		42-20-3	Thread Hanger	3		Thread Hanger Assembly 3
31	Washer 8	4	025080-2-36		42-20-4	Thread Bushing	3	142990-0-01	147056-0-03.
32	Spring Washer 2-8	4	028080-2-42		42-21	Bolt 5 x 28	2	017502-8-03	
33	Nut 8	4	021080-1-06		42-22-1	Thread Guide Holder	1	150185-0-01	Z-42-22
42- 1-1	Cotton Stand Base	1	150189-0-01	Z-42-1 Cotton Stand Base Assembly 150139-0-01	42-22-2	Bolt 5 x 28	1	017502-8-03	Thread Guide Holder Assembly
42- 1-2	Screw 6 x 7	2	150181-1-01		42-22-3	Nut 5	1	021500-1-03	150145-0-01
42- 2	Screw 4.5 x 22	3	031452-2-03		42-23-1	Thread Guide Stopper Bar	1	142996-0-01	Z-42-23
42- 3	Pipe	2	150172-0-01		42-23-2	Screw 4.76	1	013719-4-12	Thread Guide Stopper Bar Assembly 142971-0-01
42- 4-1	Joint	1		Z-42-4 Joint for Cotton Stand Assembly 150106-0-01	42-24	Thread Guide 5	1	142999-0-01	
42- 4-2	Screw 5 x 14	2	150202-0-01		42-25	Washer 5	4	025050-2-33	
42- 4-3	Nut 5	2	021500-1-03		48- 1	Cushion	1	147919-0-01	
42- 5	Cap	1			48- 2	Cushion	3	147919-0-02	
42- 6	Spool Holder 2	1	150178-0-01		64- 1	Head Plate Supporter	1	153319-0-01	
42- 7	Spool Holder 3	1	150176-0-01		64- 2	Bolt	3	153318-0-01	
42- 8	Bolt 5 x 28	2	017502-8-03		64- 3	Collar	3	153317-0-01	
42- 9	Spool Shaft (B)	5	150179-0-01	Z-42 Cotton Stand Assembly 5111 150162-0-03	64- 5	Bolt 8 x 55	1	211964-0-01	Z-64
42-10	Spring Washer 2-5	5	028050-2-43		64- 6	Bolt M8 x 55	1	017085-5-02	Full-Submerged Set
42-11	Nut 5	5	021500-1-03		64- 7	Washer 8	16	025080-2-36	155324-0-01
42-12	Spool Stand Base	5	150180-0-00		64- 8	Spring Washer 2-8	5	028080-2-42	(Option Parts)
42-13	Spool Mat	5	150182-0-00		64- 9	Nut 8	5	021080-1-06	
42-14	Spool Cushion	5	126863-0-00		64-10	Duster Shoot Supporter	1	155325-0-01	
42-15	Spool Holder Supporter A	1	150188-0-01		64-11	Screw 4.37 x 10	1	009681-0-12	
42-16	Screw 5 x 10	1	007501-0-03		64-12	Washer 4.37	1	025680-2-32	
42-17	Nut 5	1	021500-1-03		64-13	Stud	3	155326-0-01	
42-18	Screw 4.5 x 22	1	031452-2-03						
42-19-1	Spool Holder 2	1	150178-0-01	Z-42-19 Thread Hanger Assembly 2 147055-0-03					
42-19-3	Thread Hanger	2							
42-19-4	Thread Bushing	2	142990-0-01						








※ The details of included accessories are subject to change.

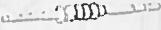




※ Änderungen in der Aufstellung der mitgelieferten Zubehöre sind vorbehalten.





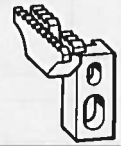
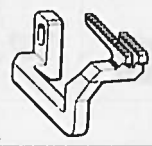

※ Les détails des accessoires inclus sont sujets à des changements.








※ Los detalles de los accesorios incluidos pueden variar.








DIFFERENT PARTS LIST / ZUBEHORLISTE
LISTE DES PIECES ACCESSOIRES / LISTA DE PIEZAS ACCESORIAS






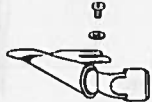
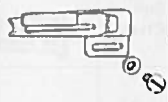
Ref. No.		A-19	A-38	A-42	A-75	A-102	A-104	
Sub Class	Specifi- cation	Needle Gauge (mm) 	Stitch Length Control Plate 	Front Cover Assembly 	Supporter for Front Cover Assembly 	Oil Hole Bolt for Oil Gauge 	Threading Diagram 	Looper Threading Label 
061-2 -3 -4 -5	Thin	2	S00011-0-01			143196-0-01	154850-0-01	155340-0-01
062-2 -3	Thin						154851-0-01	
053-3 -4 -5	Thin, medium	3	S00011-0-01			143196-0-01	154850-0-01	155340-0-01
064-3 -4 -5	Thin, medium						154851-0-01	
065-4 -5 -6 -7	Thick	5					154850-0-01	155340-0-01
066-5 -6 -7	Thick						154851-0-01	
067-4 -5	Ruffling	2						
069-5	Ruffling	3						
071-5 -6	Ruffling	5						
073-4	Ruffling (W/piping)	2	S00013-0-01	154861-0-01	154825-0-01		154850-0-01	155340-0-01
075-4 -5	Ruffling (W/piping)	3						
077-6	Ruffling (W/piping)	5						
078-6	Ruffling (W/piping)		154851-0-01					
079-3 -4	Taping	2						
081-3 -4 -5	Taping	3					154850-0-01	155340-0-01
083-5	Taping	5						
084-5 -6	Taping		154851-0-01					
087-5 -6	Heavy	5	S00011-0-01			143196-0-01	154850-0-01	155340-0-01
088-5 -6	Heavy						154851-0-01	
089-4 -5	Binding	3		154863-0-01	154827-0-01		154850-0-01	155340-0-01
090-5	Binding		154851-0-01					
092-5 -6	Heavy	5					154850-0-01	155340-0-01
093-5 -6	Heavy		154861-0-01	154825-0-01	154851-0-01			
094-3 -5 -7	Thin, medium	7					154850-0-01	155340-0-01

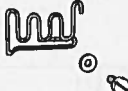


Ref. No.	A-105	B-1, C-1 G-1, H-1, J-1	B-1	C-32	C-33	C-50	C-51		
Sub Class	Label	Crank Shaft Assembly	Crank Shaft	Needle Clamp	Needle DC x 27	Needle Gauge F	Screw 2.38		
	061-								
061-2	146976-0-81	S00072-0-01	S00033-0-01	154914-0-01	151474-0-11				
-3	146976-0-01								
-4	146976-0-02								
-5	146976-0-03								
062-2	146976-0-82					154916-0-01	151474-0-14		
-3	146976-0-04								
063-3	146976-0-07								
-4	146976-0-08								
-5	146976-0-09								
064-3	146976-0-10					154918-0-01	151474-0-16		
-4	146976-0-11								
-5	146976-0-12								
065-4	146976-0-95					154914-0-01	151474-0-14		
-5	146976-0-13								
-6	146976-0-14								
-7	146976-0-15								
066-5	146976-0-16					154918-0-01	151474-0-16		
-6	146976-0-17								
-7	146976-0-18								
067-4	146976-0-19					154916-0-01	151474-0-14		
-5	146976-0-97								
069-5	146976-0-21					154918-0-01	151474-0-14		
071-5	146976-0-88								
-6	146976-0-23					154914-0-01	151474-0-14		
073-4	146976-0-25								
075-4	146976-0-99					154916-0-01	151474-0-14		
-5	146976-0-27								
077-6	146976-0-29					154918-0-01	151474-0-16		
078-6	146976-0-30								
079-3	146976-0-31					154914-0-01	151474-0-11		
-4	146976-0-32								
081-3	146976-0-37			154916-0-01	151474-0-14				
081-4	146976-0-38								
-5	146976-0-39			154918-0-01	151474-0-18	159757-0-01	100105-0-05		
083-5	146976-0-43								
084-5	146976-0-46			154914-0-01	151474-0-11				
-6	146976-0-47								
087-5	146976-0-80	S00071-0-01	S00032-0-01	154918-0-01	151474-0-18	159757-0-01	100105-0-05		
-6	146976-0-51								
088-5	146976-0-78								
-6	146976-0-79			154916-0-01	151474-0-14				
089-4	146976-0-64								
-5	146976-0-69			154918-0-01	151474-0-18	159757-0-01	100105-0-05		
090-5	146976-0-98								
092-5	146976-0-89	S00071-0-01	S00032-0-01	154918-0-01	151474-0-18	159757-0-01	100105-0-05		
-6	146976-0-90								
093-5	146976-0-91								
-6	146976-0-92			154920-0-01	151474-0-11				
094-3	151488-0-01								
-5	151488-0-02								
-7	151488-0-03								

Ref. No.	C-55	E-42	E-50	F-55	F-77	F-78	F-79
Sub Class	Needle Plate 	Spring 	Presser Foot 	Differential 	Main Feed Dog 	Differential Feed 	Chain Feed Dog 
061-2	148280-0-01						
-3	146498-0-01						
-4	146499-0-01						
-5	146500-0-01						
062-2	148280-0-01						
-3	146498-0-01						
063-3	146501-0-01						
-4	146502-0-01						
-5	146503-0-01						
064-3	146501-0-01						
-4	146502-0-01						
-5	146503-0-01						
065-4	148780-0-01						
-5	146504-0-01						
-6	146505-0-01						
-7	156506-0-01						
066-5	146504-0-01						
-6	146505-0-01						
-7	146506-0-01						
067-4	146507-0-01						
-5	148833-0-01						
069-5	146508-0-01						
071-5	148398-0-01						
-6	146509-0-01						
073-4	146507-0-01						
075-4	153213-0-01						
-5	146508-0-01						
077-6	146509-0-01						
078-6							
079-3	146498-0-01						
-4	146499-0-01						
081-3	146501-0-01						
-4	146502-0-01						
-5	146503-0-01						
083-5	146504-0-01						
084-5	146504-0-01						
-6	146505-0-01						
087-5	159769-0-01	154967-0-01	E-50-14 155118-0-01	155172-0-01	146569-0-01	146574-0-01	146577-0-01
-6	159770-0-01						
088-5	157769-0-01						
-6	157770-0-01						
089-4	148839-0-01		E-50-24 156199-0-01		146567-0-01	146572-0-01	
-5	147369-0-01						
090-5	147369-0-01						
092-5	159769-0-01	154967-0-01	E-50-14 155118-0-01		146569-0-01	146574-0-01	
-6	159770-0-01						
093-5	159769-0-01						
-6	159770-0-01						
094-3	151471-0-01		E-50-18 155123-0-01		151469-0-01	151470-0-01	
-5	151472-0-01						
-7	151473-0-01						
			E-50-19 155124-0-01				

Ref. No.	G-9-1	G-10-1	G-13-1	G-14-1	G-9-2	G-13-2	G-11
Sub Class	Upper Knife Holder 	Screw 4.37 	Upper Knife 	Bolt 3.57 	Upper Knife Holder 	Upper Knife with Carbide Tip 	Upper Knife Presser 
061-2							
-3							
-4							
-5							
062-2							
-3							
063-3							
-4							
-5							
064-3							
-4							
-5							
065-4							
-5							
-6							
-7							
066-5							
-6							
-7							
067-4							
-5							
069-5							
071-5							
-6							
073-4							
075-4	155188-0-01	107407-0-03	144074-0-00	144075-0-01			
-5							
077-6							
078-6							
079-3							
-4							
081-3							
-4							
-5							
083-5							
084-5							
-6							
087-5							
-6							
088-5							
-6							
089-4							
-5							
090-5							
092-5					155190-0-01	148815-0-01	148343-0-01
-6							
093-5							
-6							
094-3	155188-0-01	107407-0-03	144074-0-00	144075-0-01			
-5							
-7							

Ref. No.	G-12	G-10-2	G-14-2	H-12	M-6	N-6	N-2-1, 2-2
Sub Class	Presser Plate 	Screw 4.37 	Screw 3.57 x 10 	Over Looper 	Spring 	Ruffler Interlocking Assembly 	Ruffling Attachment Assembly, Screw 6.35 x 18 
061-2				155240-0-01			
-3							
-4							
-5							
062-2				155241-0-01			
-3							
063-3				155240-0-01			
-4							
-5							
064-3				155241-0-01			
-4							
-5							
065-4				155240-0-01			
-5							
-6							
-7							
066-5				155241-0-01			
-6							
-7							
067-4							
-5							
069-5							
071-5				155240-0-01			
-6							
073-4					144104-0-01	S00081-0-01	146587-1-02 009781-8-12
075-4							
-5							
077-6				155241-0-01			
078-6							
079-3							
-4							
081-3				155240-0-01			
-4							
-5							
083-5							
084-5				155241-0-01			
-6							
087-5				155240-0-01			
-6					148851-0-01		
088-5				155241-0-01			
-6							
089-4				155240-0-01			
-5					144104-0-01		
090-5				155241-0-01			
092-5				155240-0-01			
-6	148344-0-01	102424-0-03	009671-0-14		148851-0-01		
093-5				155241-0-01			
-6							
094-3				155240-0-01	144104-0-01		
-5							
-7							

Ref. No.	N-2-3, 2-4	N-3-1, 3-4	N-3-2, 3-3	N-5-5	N-5-1, 5-2	N-5-3, 5-4, 5-9	P-1, 2, 5
Sub Class	Handle, Nut 6.35 	Knee Lifter Shaft Bracket Assembly, Screw 4.37 x 10 	Connecting Bar, Stud Screw 4.76 	Cotton Stand 	Tape Winder Assembly, Screw 4.5 x 20 	Wrapper Assembly, Screw 4.37 x 6, Washer 	Wrapper Assembly, Screw 3.57 x 5 Washer 
061-2							
-3							
-4							
-5							
062-2							
-3							
063-3							
-4							
-5							
064-3							
-4							
-5							
065-4							
-5							
-6							
-7							
066-5							
-6							
-7							
067-4							
-5							
069-5							
071-5							
-6							
073-4	145809-0-01 150556-0-02	155196-0-01 009681-0-12	155205-0-01 146594-0-01				
075-4							
-5							
077-6				181031-0-01	143767-0-02 101118-0-01	147440-0-00 009680-6-12 110735-0-02	
078-6							
079-3							
-4							
081-3							
-4							
-5							
083-5							
084-5							
-6							
087-5							
-6							
088-5							
-6							
089-4							
-5							
090-5					143767-0-02 101118-0-01		147373-0-00 009670-5-12 105161-0-04
092-5							
-6							
093-5							
-6							
094-3							
-5							
-7							

Ref. No.	P-3, 4, 6	Z-1	F-104
Sub Class	Tape Guide, Screw 3,57 x 5, Washer 3.5 	Needle DC x 27 	Spring 
061-2 -3 -4 -5	/	151474-0-11	
062-2 -3	/		
063-3 -4 -5	/	151474-0-14	
064-3 -4 -5	/		
065-4 -5 -6 -7	/	151474-0-16	
066-5 -6 -7	/		
067-4 -5	/		
069-5	/		
071-5 -6	/		144081-0-01
073-4	/	151474-0-14	
075-4 -5	/		
077-6	/		
078-6	/		
079-3 -4	/	151474-0-11	
081-3 -4 -5	/	151474-0-14	
083-5	/		
084-5 -6	/	151474-0-16	
087-5 -6	/	151474-0-18	S01095-0-01
088-5 -6	/		
089-4 -5	147377-0-01 025350-3-32 009670-5-12	151474-0-14	144081-0-01
090-5			
092-5 -6	/	151474-0-18	S01095-0-01
093-5 -6	/		
094-3 -5 -7	/	151474-0-11	144081-0-01

INDEX / INHALTSVERZEICHNIS INDEX / INDICE

Parts No.	Ref. No.	Remark	Parts No.	Ref. No.	Remark	Parts No.	Ref. No.	Remark	Parts No.	Ref. No.	Remark
S00002-0-01	A- 2		009660-5-12	A-108		013750-5-12	H- 4		100032-0-03	A-50	
S00004-0-00	A- 3		009660-6-12	E-50-14-10			J- 4			C-49	
S00005-0-01	A- 5			11-13		013760-6-12	A-76		100080-0-04	N- 5- 5-1-3	
S00007-0-00	A- 6		009660-7-12	E-50- 6- 5		014680-4-22	C- 7		100105-0-05	C-51	
S00008-0-01	A- 8			E-50- 7- 5			F- 1- 3		100136-0-01	N- 5- 1- 7	
S00010-0-00	A-16			E-50- 8- 5			F- 2		100257-0-10	D- 4	
S00011-0-01	A-19			E-50- 9- 5			H- 9- 1- 3		100260-0-01	C- 4	
S00013-0-01	A-19			E-50-10- 5			J-14		100294-0-02	F-52	
S00014-0-01	A-27			E-50-11- 5			K- 1- 2		100366-0-01	C- 1- 4	
S00015-0-00	A-29			N- 2- 1-14			K-10			G- 1- 4	
S00016-0-01	A-30		009670-4-12	A-38- 8			K-34		100444-0-02	N- 5- 5-1-6	
S00017-0-01	A-49			M-50			M-47		100447-0-01	N- 5- 5- 2	
S00018-0-01	A-69		009670-5-12	L-38		014680-6-22	K-11		100463-0-01	N- 3- 1- 8	
S00019-0-01	A-86			P- 2			L- 2- 7		100645-0-03	F-22	
S00021-0-00	A-87			P- 4			M-60		101118-0-01	N- 5- 2	
S00022-0-01	A-91		009670-6-12	A-41		014770-6-22	F- 1-12- 4		101572-1-01	Z- 5	
S00033-0-01	B- 1			A-59			F-13		101706-0-01	A-47- 2	
S00034-0-01	B-19			A-72			F-29- 2			E-25- 2	
S00037-0-01	C- 1			A-92		014780-6-22	A-94			F-69- 2	
S00038-0-01	C- 1- 5			C- 3			F-26			N- 2- 1- 4	
S00041-0-00	C- 5			C-46			N- 3- 1- 4			N- 2- 1-20-2	
S00042-0-00	C- 8			F-10			N- 3- 1- 6		102424-0-03	G-10- 2	
S00043-0-01	C-24			G-25			N- 3- 1-10		102538-0-02	B- 6	
S00046-0-01	C-27			L- 2- 9			N- 3- 1-13			L-30	
S00047-0-01	C-28			L-11		017085-5-02	Z-64- 6		102627-0-01	G-19	
S00048-0-01	C-30			L-60		017502-8-03	Z-42- 8		104450-0-01	A-64	
S00049-0-01	C-22			L-71			Z-42-21		105161-0-04	P- 5	
S00050-0-01	E-101			M-12			Z-42-22- 2		105163-0-01	N- 2- 1- 6	
S00051-0-01	E-102			M-23		017761-4-12	K-23		105234-0-03	A-68	
S00052-0-01	E-103			M-25		017771-4-12	B-23			N- 2- 1-24	
S00053-0-01	E-105			M-27		017771-6-12	A-88		105288-0-01	A-20	
S00054-0-01	E-107			M-29		017781-4-12	F-58			E-50- 6- 7	
S00055-0-01	E-108			M-31		017782-5-12	C-37			E-50- 7- 7	
S00057-0-01	L- 2			M-33		021080-1-06	Z-33			E-50- 8- 7	
S00060-0-01	L-10			M-35			Z-64- 9			E-50- 9- 7	
S00065-0-01	L-47			M-38		021400-1-06	Z-21			E-50-10- 7	
S00067-0-01	L-52			M-59		021500-1-03	Z-42- 4- 3			E-50-11- 7	
S00070-0-01	M-11			N- 6- 6			Z-42-11			E-50-20- 5	
S00073-0-01	Z-38		009670-8-12	A-37			Z-42-17			E-50-21- 5	
S00076-0-01	A-110			B- 5			Z-42-22- 3			E-50-22- 5	
S00077-0-00	A-113			C-26		021670-2-02	A-61			E-50-23- 5	
S00081-0-01	N- 6			C-44		025030-1-32	A-109			E-50-24- 5	
S00082-0-01	N- 6- 2			F-19		025030-2-32	E-50-14- 9			M-21	
S00083-0-01	N- 6- 2- 3		009671-0-12	D-12		025050-2-33	Z-42-25		105343-0-01	Z-12	
S00273-0-01	M-36		009671-0-14	G-14- 2		025080-2-36	Z-31		106568-0-03	F-63	
S00274-0-01	G- 3		009671-4-12	A-60			Z-64- 7			H-17	
S00277-0-00	L-68		009680-5-12	A-39		025350-3-32	A-66		107231-0-02	E-35	
S00278-0-00	L-69		009680-6-12	N- 2- 1-27			P- 6		107407-0-03	A-14	
S00284-0-01	A-15			N- 5- 4		025680-2-32	Z-59			F-23	
S00285-0-01	B- 7		009680-7-12	A- 7			Z-64-12			F-64	
S00287-0-00	B- 8			A-33		025770-2-32	N- 2- 1- 8			G-10- 1	
S00290-0-00	B- 9			C-29		028050-2-42	M-56		107779-0-01	Z-10	
S00297-0-01	B-10			C-48			N- 5- 5-1-5		108494-0-01	N- 5- 1- 5	
001401-4-06	Z-22			D- 2		028050-2-43	Z-42-10		108495-0-01	N- 5- 1- 6	
001630-4-02	M-53			E-17		028080-2-42	Z-32		108960-0-02	A-74	
001670-5-12	A-52			F-28			Z-64- 8		109203-0-01	A- 9	
	A-54		009680-8-12	H-11		031311-3-02	Z-37			F-53	
	N- 2- 1-29			N- 2- 1-19		031452-2-03	Z-42- 2			L-57	
001670-6-12	A-65		009681-0-12	A-18			Z-42-18		110161-0-03	N- 5- 5- 1-4	
	M-14			B-18		047140-6-42	A-38- 5		110161-0-06	E-19	
	M-17			N- 3- 4		047201-6-40	D-11- 2		110230-0-01	N- 2- 1-23	
001680-5-12	C-39			Z-58		048025-3-42	E-50-20- 8		110641-0-02	L-56	
	C-41			Z-64-11			E-50-21- 8		110735-0-02	D-13	
007501-0-03	Z-42-16		009681-2-12	A- 4			E-50-22- 8			N- 5- 9	
007670-5-13	A-62			L- 3			E-50-23- 8		110793-0-01	E-21	
009630-8-12	F-76		009711-2-12	K-14			E-50-24- 8		110813-0-01	M-10	
009639-3-12	E-50- 4- 8		009781-8-12	N- 2- 2		048040-3-42	F- 8			M-39	
	E-50-16- 8		013679-4-12	N- 2- 1-31					110820-0-01	N- 2- 1- 7	
	E-50-18- 8		013719-4-12	B-24		081016-0-70	L-53		110832-0-01	M- 3	
	E-50-19- 8			Z-42-23- 2		081022-0-70	L-28			M-41	

Parts No.	Ref. No.	Remark	Parts No.	Ref. No.	Remark	Parts No.	Ref. No.	Remark	Parts No.	Ref. No.	Remark
111486-0-01	C-42		140313-0-01	K-12		144225-0-02	Z-41		146575-0-01	F-78	
112301-0-01	N- 6- 2- 5		140317-0-00	L-66		144764-0-01	N- 2- 1-28		146576-0-01	F-78	
112348-0-01	L- 9		140320-0-00	L-63		144777-0-01	E-50- 6- 4		146577-0-01	F-79	
	L-13		140326-0-01	C-25			E-50- 7- 4		146578-0-01	F-79	
	L-17		140327-0-01	L-47 2			E-50- 8- 4		146584-0-01	G-23	
	L-20		140342-0-01	Z-17			E-50- 9- 4		146587-0-02	N- 2- 1	
	L-23		140361-0-01	A-82			E-50-10- 4		146588-0-01	N- 2- 1- 1	
	L-32		140417-0-00	L-67			F-50-11- 4		146589-0-01	N- 2- 1- 3	
112351-0-01	L-31		140759-0-00	Z-40		144778-0-01	E-50- 6- 6		146590-0-01	N- 2- 1- 5	
112359-0-01	L-16						E-50- 7- 6		146592-0-01	N- 2- 1-30	
112364-0-01	L- 8		140991-0-01	E-50- 8- 8			E-50- 8- 6		146594-0-01	N- 3- 3	
	L-12		140992-0-01	E-50- 6-13			E-50- 9- 6		146597-1-01	A-111	
	L-19			E-50- 7-13			E-50-10- 6		146598-0-01	A-112	
	L-22			E-50- 8-13			E-50-11- 6		146635-0-01	K-33	
112525-0-00	L-58			E-50- 9-13		144783-0-01	N- 2- 1-12		146654-0-01	M-30	
112750-0-00	L-64			E-50-10-13		144784-0-01	N- 2- 1-13		146663-0-01	M-51	
113431-0-02	F- 7			E-50-11-13		144788-0-01	N- 2- 1- 9		146700-0-01	Z- 8	
	F-35		140993-0-01	E-50- 6-11		145147-0-01	E-50-20- 4		146865-0-01	E-50-20- 2	
	K- 6			E-50- 7-11			E-50-21- 4			E-50-22- 2	
114483-0-02	Z-18			E-50- 8-11			E-50-22- 4			E-50-24- 2	
116016-0-01	Z-23			E-50- 9-11			E-50-23- 4		146870-0-01	E-50-20-12	
117160-0-01	A-43			E-50-10-11						E-50-21-12	
117466-0-00	Z-13			E-50-11-11		145277-1-04	Z-19			E-50-22-12	
117516-0-01	F-75		141183-0-00	A-46		145446-0-01	M- 4			E-50-23-12	
	G-22		141514-0-01	N- 6- 2- 2			M-42			E-50-24-12	
118735-0-02	F-57			N- 6- 4		145803-0-01	N- 2- 1- 2		146880-0-01	E-50- 6- 8	
118770-0-01	F- 6		141542-0-01	E-37		145807-0-01	N- 2- 1-17		146924-0-00	A-42- 2	
118837-0-01	Z- 6		141598-0-01	E-109		145808-0-01	N- 2- 1-26		146926-0-02	M-24	
122771-0-02	E-50-20-13					145809-0-01	N- 2- 3		146926-0-03	M-22	
	E-50-21-13		142243-0-00	E-50- 4- 3		145810-0-01	N- 2- 1-21		146930-0-01	M-58	
	E-50-22-13			E-50-16- 3		145811-0-01	N- 2- 1-25		146976-0-01	A-105	
	E-50-23-13			E-50-18- 3		146315-0-00	A-80		146976-0-02	A-105	
	E-50-24-13			E-50-19- 3			A-84		146976-0-03	A-105	
122991-0-01	Z-25		142244-0-01	E-50- 4- 4		146354-0-01	E-110		146976-0-04	A-105	
123185-0-01	A-45			E-50-16- 4		146427-0-01	C-32- 2		146976-0-07	A-105	
126863-0-00	Z-42-14			E-50-18- 4			K-21		146976-0-08	A-105	
140063-0-01	F-54		142245-0-01	E-50- 4- 5		146442-0-01	A-38- 4		146976-0-09	A-105	
140066-0-01	A-81			E-50-16- 5		146450-0-01	A-53		146976-0-10	A-105	
140077-0-01	A-90			E-50-18- 5		146452-0-01	A-56		146976-0-11	A-105	
140092-0-01	C- 6		142246-0-01	E-50- 4- 6		146453-0-01	A-57		146976-0-12	A-105	
140210-0-01	F-38			E-50-16- 6		146454-0-01	A-58		146976-0-13	A-105	
140217-0-01	F-43		142247-0-01	E-50- 4- 7		146494-0-01	C-38		146976-0-14	A-105	
140262-0-00	E-26			E-50-16- 7		146495-0-01	C-40		146976-0-15	A-105	
140270-0-01	E-50- 6- 3			E-50-18- 7		146496-2-01	C-45		146976-0-16	A-105	
	E-50- 7- 3			E-50-19- 7		146497-1-01	C-47		146976-0-17	A-105	
	E-50- 8- 3		142262-0-01	Z-24		146498-0-01	C-55		146976-0-18	A-105	
	E-50- 9- 3		142971-0-01	Z-42-23		146499-0-01	C-55		146976-0-19	A-105	
	E-50-10- 3		142990-0-01	Z-42-19- 4		146500-0-01	C-55		146976-0-21	A-105	
	E-50-11- 3			Z-42-20- 4		146501-0-01	C-55		146976-0-23	A-105	
	E-50-21- 2		142996-0-01	Z-42-23- 1		146502-0-01	C-55		146976-0-25	A-105	
	E-50-23- 2		142999-0-01	Z-42-24		146503-0-01	C-55		146976-0-27	A-105	
140271-0-01	E-50- 7- 8		143196-0-01	A-75		146504-0-01	C-55		146976-0-29	A-105	
140272-0-01	E-50- 6- 9		143323-1-03	E-13		146505-0-01	C-55		146976-0-30	A-105	
	E-50- 7- 9		143325-0-01	E-15		146506-0-01	C-55		146976-0-31	A-105	
	E-50- 8- 9		143766-0-01	A-34		146507-0-01	C-55		146976-0-32	A-105	
	E-50- 9- 9		143767-0-02	N- 5- 1		146508-0-01	C-55		146976-0-37	A-105	
	E-50-10- 9		143976-0-01	N- 5- 1- 1		146509-0-01	C-55		146976-0-38	A-105	
	E-50-11- 9		143980-0-01	N- 5- 1- 4		146522-0-01	E-16		146976-0-39	A-105	
140273-0-01	E-50- 6-10		144074-0-00	G-13- 1		146536-0-01	F- 9		146976-0-43	A-105	
	E-50- 7-10		144075-0-01	G-14- 1		146547-0-00	F-24		146976-0-46	A-105	
	E-50- 8-10		144081-0-01	E-104		146559-0-01	F-49		146976-0-47	A-105	
	E-50- 9-10		144088-0-01	E-34		146563-0-01	F-56		146976-0-64	A-105	
	E-50-10-10		144103-0-03	M- 5		146567-0-01	F-77		146976-0-69	A-105	
	E-50-11-10		144104-0-01	M- 6		146568-0-01	F-77		146976-0-78	A-105	
140275-0-01	E-50- 6-12		144105-0-00	M- 8		146569-0-01	F-77		146976-0-79	A-105	
	E-50- 7-12			M-44		146570-0-01	F-77		146976-0-80	A-105	
	E-50- 8-12			N- 2- 1-10		146571-0-01	F-77		146976-0-81	A-105	
	E-50- 9-12		144110-0-01	M- 7		146572-0-01	F-78		146976-0-82	A-105	
	E-50-10-12		144117-0-00	G- 7		146573-0-01	F-78		146976-0-88	A-105	
	E-50-11-12		144124-0-01	Z- 7		146574-0-01	F-78		146976-0-89	A-105	

Parts No.	Ref. No.	Remark	Parts No.	Ref. No.	Remark	Parts No.	Ref. No.	Remark	Parts No.	Ref. No.	Remark
146976-0-90	A-105		148798-0-01	N- 3- 1- 7		151474-0-16	C-33		154936-0-00	D- 3- 1	
146976-0-91	A-105		148815-0-01	G-13- 2			Z- 1		154939-0-00	D- 6	
146976-0-92	A-105		148833-0-01	C-55		151474-0-18	C-33		154940-0-00	D- 7	
146976-0-95	A-105		148838-0-01	F-36			Z- 1		154941-0-00	D- 8	
146976-0-97	A-105			K- 7		151475-0-00	D- 3- 3		154943-0-01	D-11	
146976-0-98	A-105		148839-0-01	C-55		151488-0-01	A-105		154945-0-01	D-11- 3	
146976-0-99	A-105		148851-0-01	M- 6		151488-0-02	A-105		154955-0-01	E-20	
147055-0-03	Z-42-19		149170-0-01	C- 1- 5- 2		151488-0-03	A-105		154956-0-01	E-22	
147056-0-03	Z-42-20			E-23		151617-0-01	M-37		154957-0-01	E-24	
147148-0-01	M-40			F- 1-12- 2-2		152194-0-01	A-38- 7		154958-0-00	E-27	
147149-0-01	M-43			F-31		152718-0-01	G- 4- 2		154959-0-01	E-28	
147362-0-00	L-65			F-39- 1- 2			11- 6- 2		154960-0-01	E-29	
147369-0-01	C-55			G- 1- 5- 2		152936-0-01	L-59		154961-0-01	E-30	
147373-0-00	P- 1			H- 9- 1- 5		153317-0-01	Z-64- 3		154962-0-01	E-31	
147377-0-01	P- 3		149171-0-01	J-11		153318-0-01	Z-64- 2		154965-0-01	E-50- 4- 9	
147440-0-00	N- 5- 3			K-31		153319-0-01	Z-64- 1			E-50- 6-14	
147454-0-01	N- 6- 8		149173-0-01	Z- 9		153483-0-01	F-18			E-50- 7-14	
147488-0-01	E-50-10- 8		149261-0-01	E-50-20- 7		153675-0-01	F-32			E-50- 8-14	
147489-0-01	E-50-11- 8			E-50-22- 7		154795-0-01	N- 2- 1-18			E-50- 9-14	
147672-0-01	N- 6- 5			E-50-24- 7		154804-0-01	A-12			E-50-10-14	
147738-0-00	D- 1- 4		149262-0-01	E-50-20- 9		154805-0-00	A-13			E-50-11-14	
	D- 3- 4			E-50-21- 9		154818-0-00	A-32			E-50-14-11	
147787-0-01	E-50- 9- 8			I-50-22- 9		154819-0-00	A-35			E-50-16- 9	
147829-0-01	I-77			E-50-23- 9		154820-0-00	A-36			E-50-18- 9	
147830-0-01	F-77			E-50-24- 9		154822-0-01	A-40			E-50-19- 9	
147831-0-01	F-77		149266-0-01	F-50-21- 7		154825-0-01	A-42			E-50-20-14	
147893-0-02	Z-20			F-50-23- 7		154827-0-01	A-42			E-50-21-14	
147919-0-01	Z-48- 1		149566-0-02	M- 9- 1- 1		154829-0-01	A-44			E-50-22-14	
147919-0-02	Z-48- 2			M- 9- 2- 1		154830-0-01	A-48			E-50-23-14	
147933-0-01	N- 2- 1-16			M- 9- 3- 1		154832-0-01	A-51			E-50-24-14	
147942-0-01	D-10			M- 9- 4- 1		154833-0-01	A-55		154967-0-01	E-42	
148015-0-01	E-50-14- 2			N- 2- 1-11		154834-0-01	A-63		155102-0-01	E-50-20-10	
	E-50-14- 7		150106-0-01	Z-42- 4		154835-0-01	A-67			E-50-21-10	
148017-0-01	E-50-14- 4		150139-0-01	Z-42- 1		154837-0-01	A-71			E-50-22-10	
148019-0-01	E-50-14- 6		150145-0-01	Z-42-22		154850-0-01	A-102			E-50-23-10	
148020-0-01	E-50-14- 8		150162-0-03	Z-42		154851-0-01	A-102			E-50-24-10	
148085-0-01	A-85		150172-0-01	Z-42- 3		154854-0-01	A-38- 2		155103-0-01	E-50-20-11	
148232-0-01	K-17		150176-0-01	Z-42- 7		154855-0-00	A-38- 3			E-50-21-11	
148240-0-01	K-22			Z-42-20- 1		154856-0-00	A-38- 6			E-50-22-11	
148241-0-01	K-20		150178-0-01	Z-42- 6		154861-0-01	A-38			E-50-23-11	
148259-0-01	E-36			Z-42-19- 1						E-50-24-11	
148280-0-01	C-55		150179-0-01	Z-42- 9		154863-0-01	A-38		155106-0-01	E-50- 4	
148281-0-01	G- 8		150180-0-00	Z-42-12		154866-0-01	B- 2		155109-0-01	E-50- 6	
148294-0-01	B-25		150181-1-01	Z-42- 1- 2		154867-0-01	B- 3		155111-0-01	E-50- 7	
	K-18		150182-0-00	Z-42-13		154869-0-00	B- 4		155112-0-01	E-50- 8	
	L-54		150185-0-01	Z-42-22- 1		154875-0-01	B-11		155113-0-01	E-50- 9	
148343-0-01	G-11		150188-0-01	Z-42-15			F-33		155114-0-01	E-50-10	
148344-0-01	G-12		150189-0-01	Z-42- 1- 1		154876-0-01	B-12		155115-0-01	F-50-11	
148369-1-01	N- 6- 7		150202-0-01	Z-42- 4- 2		154877-0-01	B-13		155118-0-01	E-50-14	
148372-0-01	E-14		150553-0-02	N- 2- 1-22		154878-0-01	B-14		155121-0-01	E-50-16	
148387-0-01	N- 6- 1		150556-0-02	N- 2- 4		154879-0-00	B-15		155123-0-01	E-50-18	
148388-0-01	N- 6- 2- 1		150807-1-01	M-46		154880-0-01	B-16		155124-0-01	E-50-19	
148390-0-01	N- 6- 2- 4		150808-0-01	M-48		154881-0-00	B-17		155125-0-01	F- 1	
148391-0-01	N- 6- 3		150810-0-01	M-49		154885-0-01	B-20		155132-0-01	F- 1-10	
148398-0-01	C-55		150811-0-01	M-52		154886-0-01	B-21		155133-0-01	F- 1-11	
148425-0-01	B-10- 2		150812-0-01	M-55		154887-0-01	B-22		155138-0-01	F- 4	
	C- 1- 2		151012-0-01	M-45		154901-0-01	C-21		155139-0-01	F- 5	
	G- 1- 2		151464-0-01	E-50-19- 4		154905-0-00	C-31		155140-0-01	F-12	
	H- 1- 2		151465-0-01	E-50-19- 5		154914-0-01	C-32		155141-0-00	F-14	
	H- 9- 2- 3		151466-0-01	E-50-18- 6		154916-0-01	C-32		155142-0-00	F-15	
	J- 1- 2			E-50-19- 6		154918-0-01	C-32		155143-0-00	F-16	
	K- 3- 2		151469-0-01	F-77		154920-0-01	C-32		155144-0-01	F-17	
148430-0-01	Z-36		151470-0-01	F-78		154922-0-01	C-35		155145-0-00	F-18	
148431-1-01	Z-56- 1		151471-0-01	C-55		154923-0-01	C-36				
148432-0-01	Z-56- 2		151472-0-01	C-55		154924-0-01	D- 1		155151-0-00	F-21	
148780-0-01	C-55		151473-0-01	C-55					155152-0-01	F-25	
148782-0-01	J-12		151474-0-11	C-33		154928-0-00	D- 1- 2		155153-0-00	F-27	
	K-32			Z- 1		154929-0-00	D- 1- 3		155154-0-01	F-30	
148783-0-01	K-24		151474-0-14	C-33		154932-0-00	D- 3- 2		155155-0-01	F-32	
148797-0-01	N- 3- 1- 5			Z- 1		154935-0-01	D- 3		155156-0-01	F-33	

Parts No.	Ref. No.	Remark	Parts No.	Ref. No.	Remark	Parts No.	Ref. No.	Remark	Parts No.	Ref. No.	Remark
155157-0-01	F-34		155294-0-00	L-36		159638-0-01	C-23				
	F-42		155295-0-01	L-37		159757-0-01	C-50				
155158-0-01	F-37		155305-1-01	M-13		159769-0-01	C-55				
155159-0-01	F-39		155306-0-01	M-15		159770-0-01	C-55				
155162-0-01	F-39- 1- 3		155307-1-01	M-18							
	11- 9- 1- 6		155309-1-01	M-19		181031-0-01	N- 5- 5				
155164-0-01	F-40		155310-0-01	M-20		181969-0-03	A-47				
155165-0-01	F-41		155311-0-01	M-26			E-25				
155166-0-01	F-44		155312-0-01	M-28			F-69				
155167-0-01	F-45		155313-0-01	M-32		181995-0-02	N- 2- 1-20				
155168-0-01	F-46		155314-0-01	M-34		183161-1-01	Z-56				
155169-0-01	F-48		155318-0-01	M-57		210973-0-01	Z-29				
155170-0-00	F-50		155320-0-01	Z-11		211964-0-01	Z-64- 5				
155171-0-01	F-51		155321-1-00	Z-27							
155172-0-01	F-55		155324-0-01	Z-64		S00032-0-01	B- 1				
155174-0-01	F-55		155325-0-01	Z-64-10		S00071-0-01	B-1, C-1, G-1, H-1, J-1				
155175-0-01	F-59		155326-0-01	Z-64-13		S00072-0-01	B-1, C-1, G-1, H-1, J-1				
155176-0-01	F-60		155340-0-01	A-104		S01095-0-01	E-104				
155177-0-00	F-61		155348-0-00	F-11		S00305-0-00	L-73				
155178-0-01	F-62		155516-0-01	F-47		S00322-0-01	L-15				
155181-0-01	G- 1			H- 2		S00373-0-01	F-20				
155186-0-00	G- 6			J- 2		081008-0-70	L- 2-10				
155188-0-01	G- 9- 1			K-15- 2		108549-0-01	L-39				
155190-0-01	G- 9- 2		155520-0-00	A-15- 2		146976-0-51	A-105				
155192-0-01	G-15		155533-0-01	K- 9		153213-0-01	C-55				
155193-0-01	G-20		155552-0-01	L-70		146924-0-00	A- 2- 2				
	Z- 4		155560-0-01	F-70							
155194-0-01	G-21		155696-0-01	M- 9- 1							
155195-0-01	G-24		155696-0-02	M- 9- 2							
155196-0-01	N- 3- 1		155696-0-03	M- 9- 3							
155197-0-01	N- 3- 1- 1		155696-0-04	M- 9- 4							
155198-0-01	N- 3- 1- 2		155697-0-01	M- 9- 1- 2							
155199-0-01	N- 3- 1- 3		155697-0-02	M- 9- 2- 2							
155201-0-01	N- 3- 1- 9		155697-0-03	M- 9- 3- 2							
155202-0-01	N- 3- 1-11		155697-0-04	M- 9- 4- 2							
155203-0-01	N- 3- 1-12		156062-0-01	E-50-20							
155205-0-01	N- 3- 2		156065-0-01	E-50-20- 6							
155225-0-01	H- 1			E-50-22- 6							
	J- 1			E-50-24- 6							
155228-0-01	H- 3		156066-0-01	E-50-21							
155229-0-00	H- 5		156069-0-01	E-50-21- 6							
155230-0-00	H- 8			E-50-23- 6							
155231-0-01	H- 9		156195-0-01	E-50-22							
155238-0-00	H-10		156197-0-01	E-50-23							
155240-0-01	H-12		156199-0-01	E-50-24							
155241-0-01	H-12		156318-0-01	G- 1- 5							
155244-0-01	J- 3		156319-0-01	K- 1							
155245-0-00	J- 5		156320-0-01	K-15							
155246-0-00	J- 8		156334-0-01	Z-39							
155247-0-00	H-14		156425-0-00	L- 2- 2							
	J- 9		156426-0-00	L- 2- 3							
155248-0-01	J-10		156427-0-01	L- 2- 4							
155250-0-01	K- 3		156428-0-00	L- 2- 6							
155252-0-01	K- 4		156429-0-01	L- 2- 5							
155253-0-01	K- 5		156430-0-01	L- 2- 8							
155254-0-01	K- 8		156432-0-01	L- 1							
155255-0-01	K-13		156469-0-01	L- 7							
155257-0-01	K-19		156476-0-00	H-15							
155258-0-01	K-25		156490-0-01	F-71							
155259-0-00	K-27		156491-0-01	H-16							
155260-0-00	K-28		156809-0-01	F-29							
155261-0-00	K-29		158433-0-01	C-43							
155262-0-01	K-30										
155282-0-01	L-21		158716-0-01	A-73							
155283-0-00	D- 9		158721-0-00	A-77							
155284-0-01	L-24		159434-0-01	J-13							
155286-0-01	L-26		159441-0-01	G- 4							
155290-0-00	L-27			H- 6							
155291-0-01	L-29		159476-0-00	A-89							
155292-0-01	L-14		159574-0-01	M- 1							